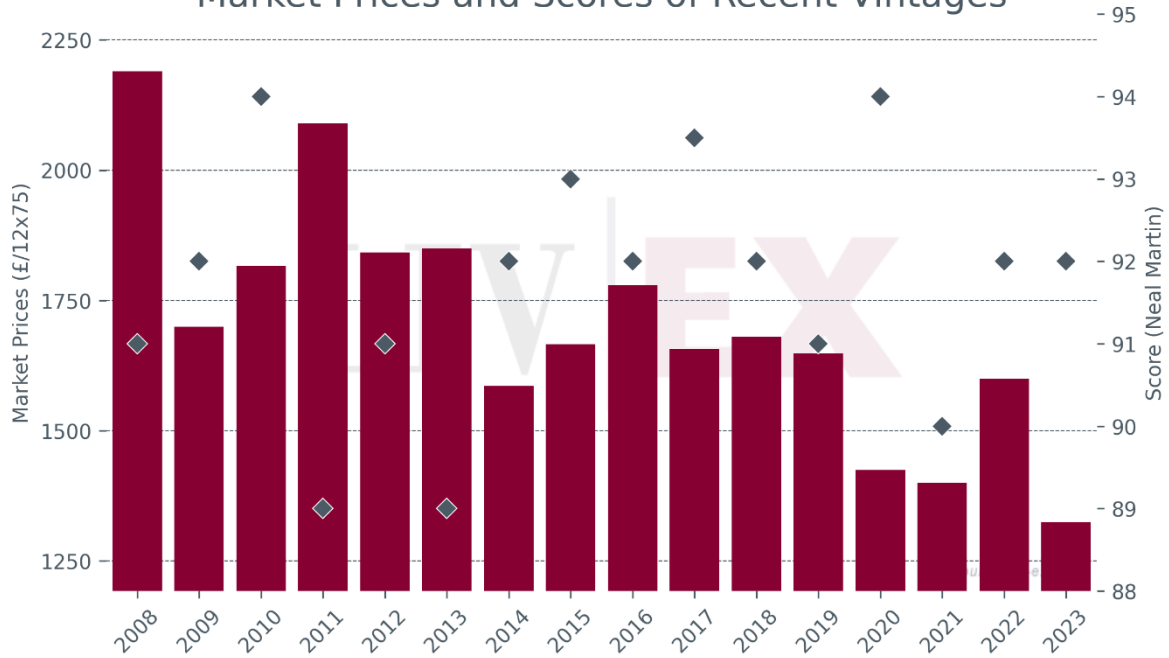


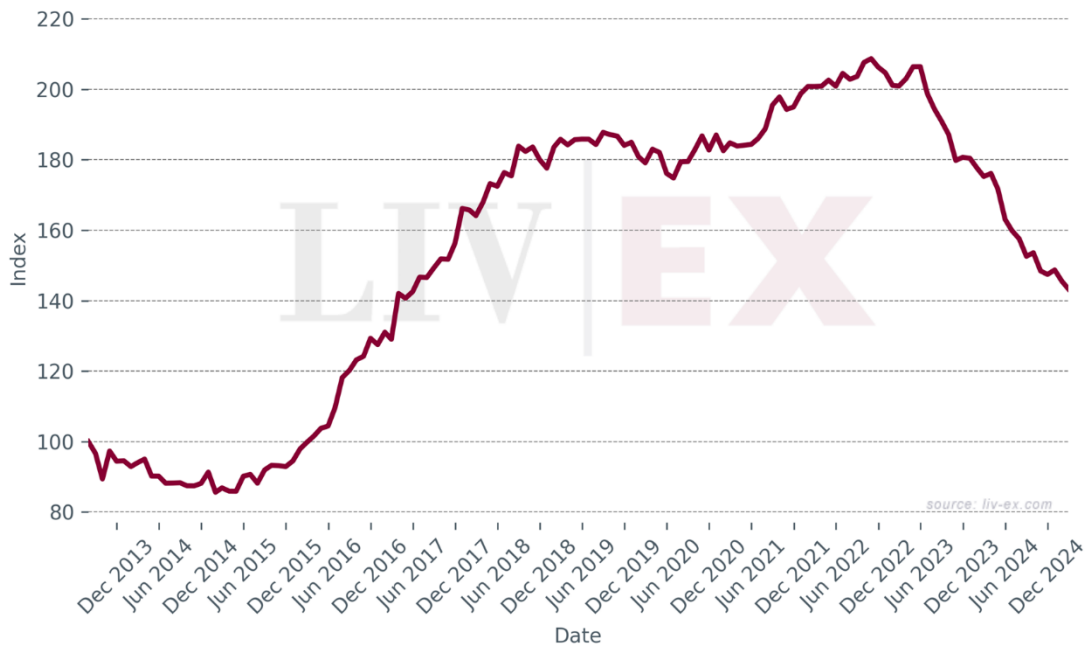
Le Petit Mouton de Mouton Rothschild

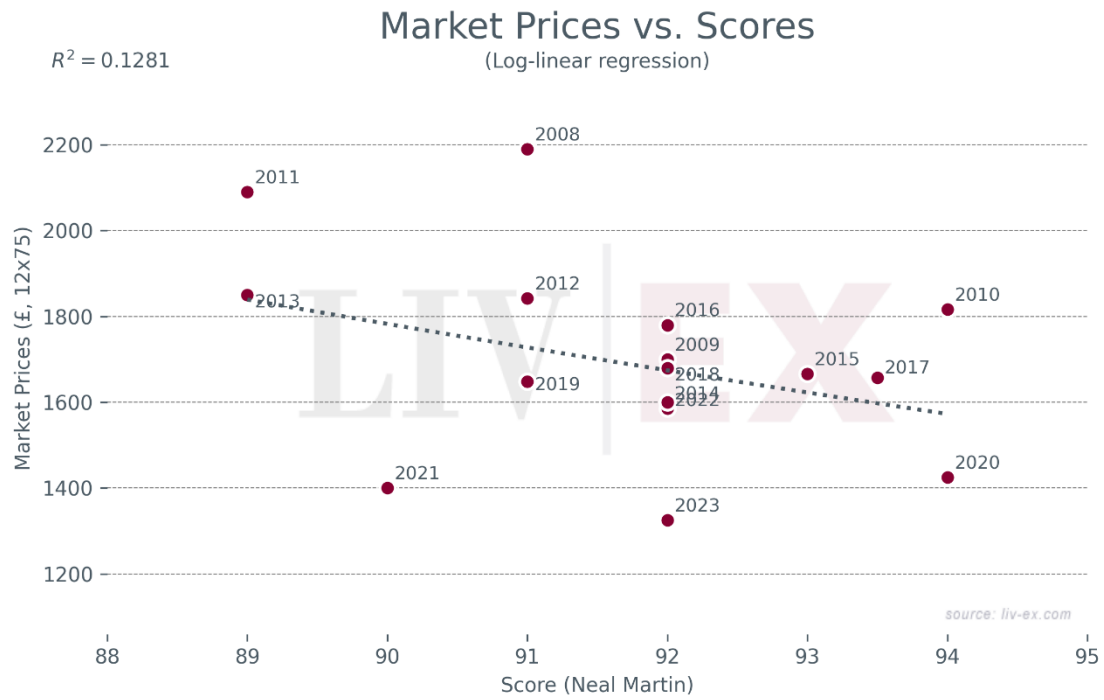
- Since January 2024, Petit Mouton has accounted for 0.20% of all trade value, putting it behind Carruades but ahead of the other First Growth Second Wines.

Market Prices and Scores of Recent Vintages



Market Price index





Breakdown of buyer geography

	United States	United Kingdom	Europe	Asia
Past month share (%)	0.0%	5.5%	68.0%	26.6%
Past year share (%)	5.2%	3.3%	56.8%	34.7%

Prices (£/12x75)

Vintage	Market Price	Ex-London	MP to ex-Lon.	Ex-neg.	MP to ex-neg.	Ex-chât.	MP to ex-chât.
2023	£1,321	£1,644	-19.6%	£1,349	-2.1%	£1,124	17.5%
2022	£1,600	£2,196	-27.1%	£1,868	-14.4%	£1,557	2.8%
2021	£1,400	£2,040	-31.4%	£1,720	-18.6%	£1,434	-2.4%
2020	£1,425	£2,040	-30.1%	£1,736	-17.9%	£1,447	-1.5%
2019	£1,597	£1,764	-9.5%	£1,480	7.9%	£1,234	29.5%
2018	£1,680	£2,124	-20.9%	£1,775	-5.4%	£1,479	13.6%
2017	£1,597	£1,788	-10.7%	£1,517	5.2%	£1,265	26.3%
2016	£1,780	£1,600	11.2%	£1,372	29.7%	£1,143	55.7%
2015	£1,666	£1,140	46.1%	£960	73.5%	£800	108.1%
2014	£1,586	£756	109.8%	£675	134.9%	£563	181.8%
2013	£1,850	£750	146.7%	£641	188.5%	£534	246.2%
2012	£1,842	£760	142.4%	£673	173.6%	£561	228.3%
2011	£1,998	£770	159.5%	£696	187.2%	£580	244.7%
2010	£1,800	£1,350	33.3%	£1,143	57.4%	£953	88.9%
2009	£1,900	£750	153.3%	£607	213.0%	£506	275.6%
2008	£2,300	£450	411.1%	£402	472.8%	£335	587.4%

Prices (€/1x75)

Vintage	Market Price	Ex-London	MP to ex-Lon.	Ex-neg.	MP to ex-neg.	Ex-chât.	MP to ex-chât.
2023	€132	€161	-17.9%	€132	0.1%	€110	20.1%
2022	€160	€212	-24.4%	€180	-11.1%	€150	6.7%
2021	€140	€199	-29.7%	€168	-16.7%	€140	0.0%
2020	€142	€197	-27.8%	€168	-15.2%	€140	1.8%
2019	€160	€164	-2.9%	€138	15.7%	€115	38.9%
2018	€168	€201	-16.4%	€168	0.0%	€140	20.0%
2017	€160	€170	-5.9%	€144	10.9%	€120	33.1%
2016	€178	€154	15.6%	€132	34.8%	€110	61.8%
2015	€167	€121	37.6%	€102	63.3%	€85	96.0%
2014	€159	€87	81.6%	€78	103.3%	€65	144.0%
2013	€185	€77	139.7%	€66	180.3%	€55	236.4%
2012	€184	€74	147.3%	€66	179.1%	€55	234.9%
2011	€200	€80	150.7%	€72	177.5%	€60	233.0%
2010	€180	€128	41.1%	€108	66.7%	€90	100.0%
2009	€190	€74	156.3%	€60	216.7%	€50	280.0%
2008	€230	€43	434.4%	€38	499.0%	€32	618.8%

Second Growths

Cos D'Estournel	Error! Bookmark not defined.
Cos D'Estournel, Blanc	Error! Bookmark not defined.
Pagodes de Cos	Error! Bookmark not defined.
Château Gruaud Larose	Error! Bookmark not defined.
Château Lascombes	Error! Bookmark not defined.
Château Léoville Barton	Error! Bookmark not defined.
Château Léoville Las Cases	Error! Bookmark not defined.
Château Léoville Poyferré	Error! Bookmark not defined.
Château Montrose	Error! Bookmark not defined.
Château Pichon Baron	Error! Bookmark not defined.
Château Pichon Longueville Comtesse de Lalande	Error! Bookmark not defined.
Reserve de la Comtesse de Lalande	Error! Bookmark not defined.
Château Rauzan-Segla	Error! Bookmark not defined.
Ducru-Beaucaillou	Error! Bookmark not defined.
La Croix Ducru-Beaucaillou	Error! Bookmark not defined.

