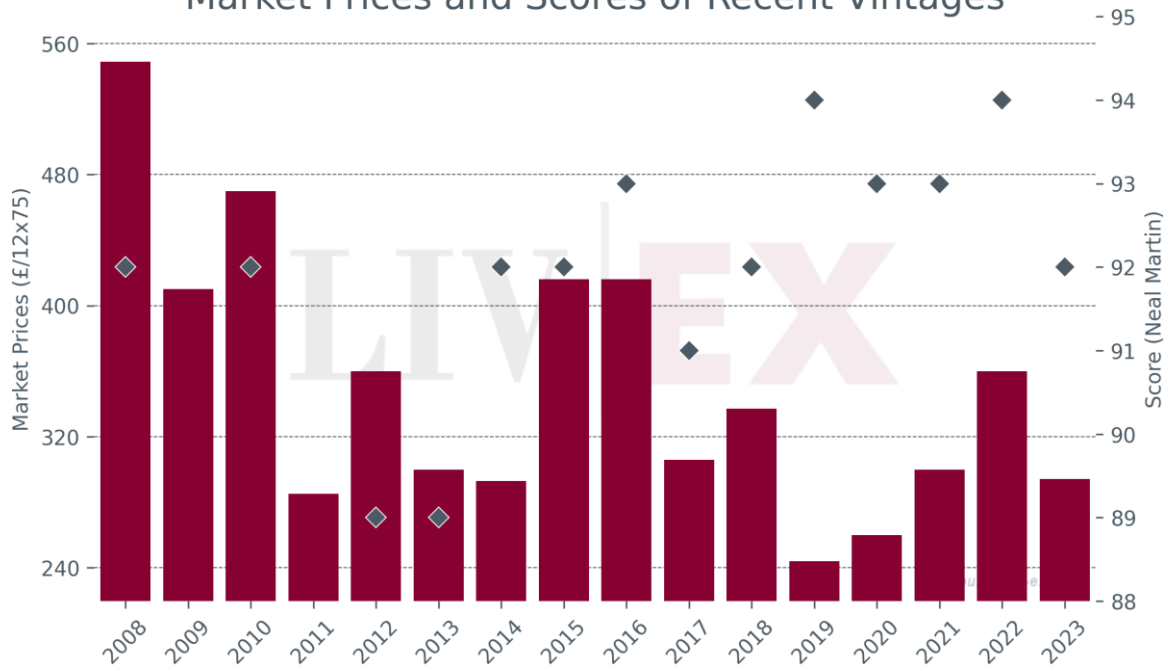


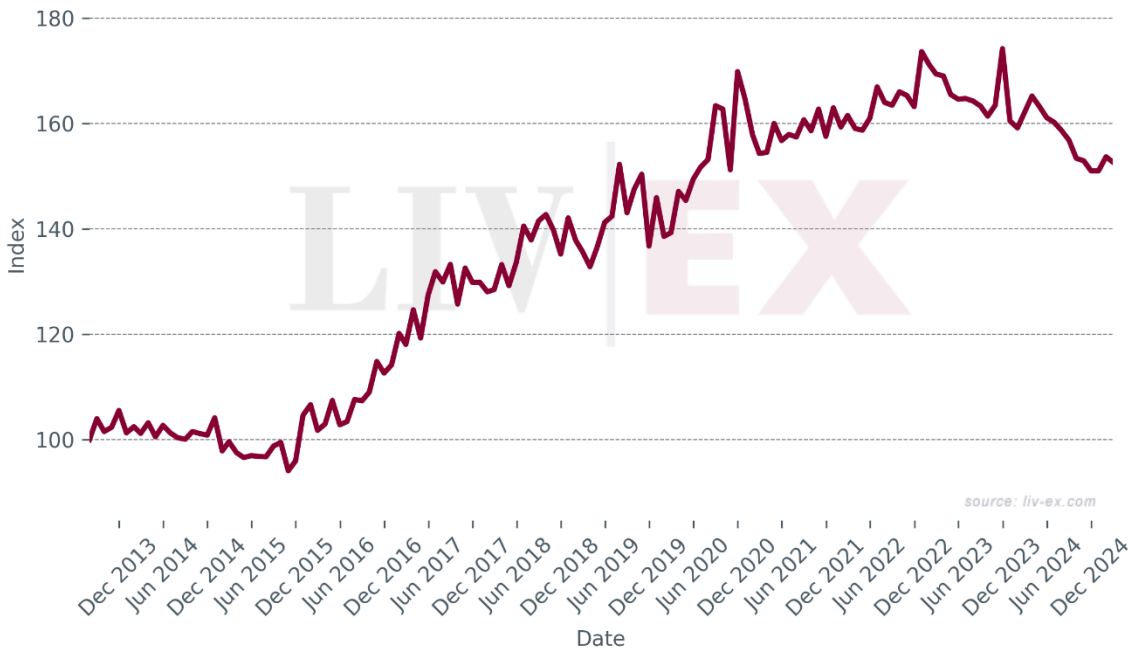
# La Croix Ducru-Beaucaillou

- Since January 2024 Croix de Beaucaillou has accounted for 0.01% of all trade value.

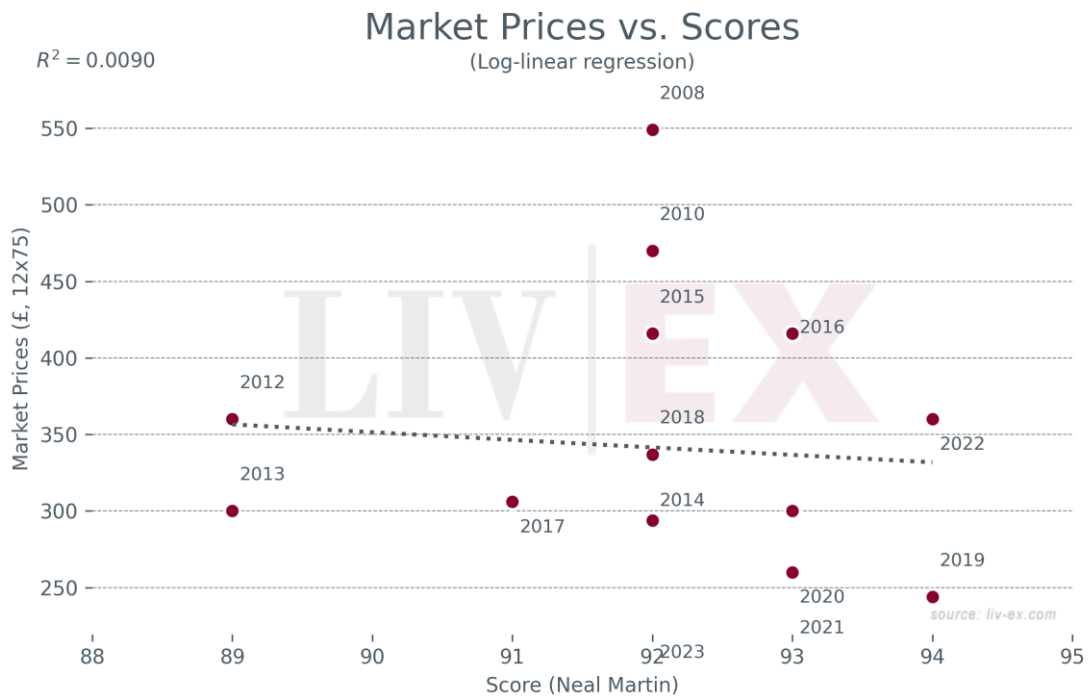
## Market Prices and Scores of Recent Vintages



## Market Price Index



source: liv-ex.com



### Breakdown of buyer geography

	United States	United Kingdom	Europe	Asia
Past month share (%)	30.5%	11.5%	58.1%	0.0%
Past year share (%)	18.9%	59.2%	21.8%	0.0%

## Prices (£/12x75)

Vintage	Market Price	Ex-London	MP to ex-Lon.	Ex-neg.	MP to ex-neg.	Ex-chât.	MP to ex-chât.
<a href="#">2023</a>	£294	£365	-19.4%	£300	-2.1%	£250	17.4%
<a href="#">2022</a>	£360	£432	-16.7%	£374	-3.7%	£311	15.6%
<a href="#">2021</a>	£300	£390	-23.1%	£332	-9.6%	£277	8.5%
<a href="#">2020</a>	£250	£359	-30.4%	£310	-19.3%	£258	-3.2%
<a href="#">2019</a>	£240	£338	-29.0%	£290	-17.1%	£241	-0.6%
<a href="#">2018</a>	£337	£402	-16.2%	£355	-5.1%	£296	13.9%
<a href="#">2017</a>	£290	£372	-22.0%	£316	-8.3%	£263	10.1%
<a href="#">2016</a>	£416	£420	-1.0%	£362	15.0%	£301	38.0%
<a href="#">2015</a>	£416	£320	30.0%	£282	47.3%	£235	76.7%
<a href="#">2014</a>	£293	£230	27.4%	£208	41.0%	£173	69.2%
<a href="#">2013</a>	£300	£365	-17.8%	£286	5.0%	£238	26.0%
<a href="#">2012</a>	£360	£240	50.0%	£204	76.9%	£169	112.6%
<a href="#">2011</a>	£285	£255	11.8%	£232	22.9%	£231	23.4%
<a href="#">2010</a>	£470	£350	34.3%	£356	32.1%	-	-
<a href="#">2009</a>	£410	£290	41.4%	£261	57.1%	-	-
<a href="#">2008</a>	£420	£195	115.4%	£169	147.9%	£144	192.1%

## Prices (€/1x75)

Vintage	Market Price	Ex-London	MP to ex-Lon.	Ex-neg.	MP to ex-neg.	Ex-chât.	MP to ex-chât.
<a href="#">2023</a>	€29	€36	-17.6%	€29	0.0%	€24	20.0%
<a href="#">2022</a>	€36	€42	-13.5%	€36	0.0%	€30	20.0%
<a href="#">2021</a>	€30	€38	-21.2%	€32	-7.4%	€27	11.1%
<a href="#">2020</a>	€25	€35	-28.0%	€30	-16.7%	€25	0.0%
<a href="#">2019</a>	€24	€32	-23.8%	€27	-11.1%	€22	6.7%
<a href="#">2018</a>	€34	€38	-11.4%	€34	0.3%	€28	20.4%
<a href="#">2017</a>	€29	€35	-17.9%	€30	-3.3%	€25	16.0%
<a href="#">2016</a>	€42	€40	3.0%	€35	19.5%	€29	43.4%
<a href="#">2015</a>	€42	€34	22.4%	€30	38.7%	€25	66.4%
<a href="#">2014</a>	€29	€27	10.3%	€24	22.1%	€20	46.5%
<a href="#">2013</a>	€30	€38	-20.1%	€29	2.0%	€24	22.4%
<a href="#">2012</a>	€36	€24	53.0%	€20	80.5%	€17	116.9%
<a href="#">2011</a>	€28	€26	8.0%	€24	18.8%	€24	19.2%
<a href="#">2010</a>	€47	€33	42.2%	€34	39.9%	-	-
<a href="#">2009</a>	€41	€29	43.0%	€26	58.9%	-	-
<a href="#">2008</a>	€42	€19	125.2%	€16	159.3%	€14	205.5%

# Third Growths

<a href="#">Château Calon Segur</a> .....	<b>Error! Bookmark not defined.</b>
<a href="#">Château Cantenac Brown</a> .....	<b>Error! Bookmark not defined.</b>
<a href="#">Château Giscours</a> .....	<b>Error! Bookmark not defined.</b>
<a href="#">Château La Lagune</a> .....	<b>Error! Bookmark not defined.</b>
<a href="#">Château Lagrange</a> .....	<b>Error! Bookmark not defined.</b>
<a href="#">Château Langoa Barton</a> .....	<b>Error! Bookmark not defined.</b>
<a href="#">Château Malescot St. Exupery</a> .....	<b>Error! Bookmark not defined.</b>
<a href="#">Château Palmer</a> .....	<b>Error! Bookmark not defined.</b>
<a href="#">Château Palmer, Alter Ego</a> .....	<b>Error! Bookmark not defined.</b>
<a href="#">Château d'Issan</a> .....	<b>Error! Bookmark not defined.</b>