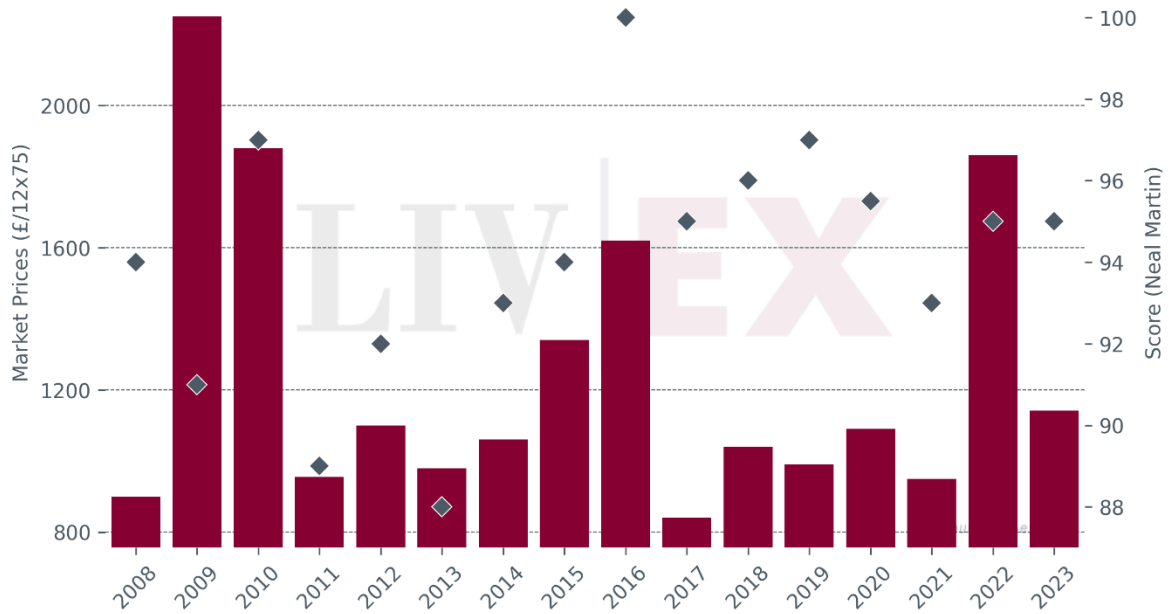


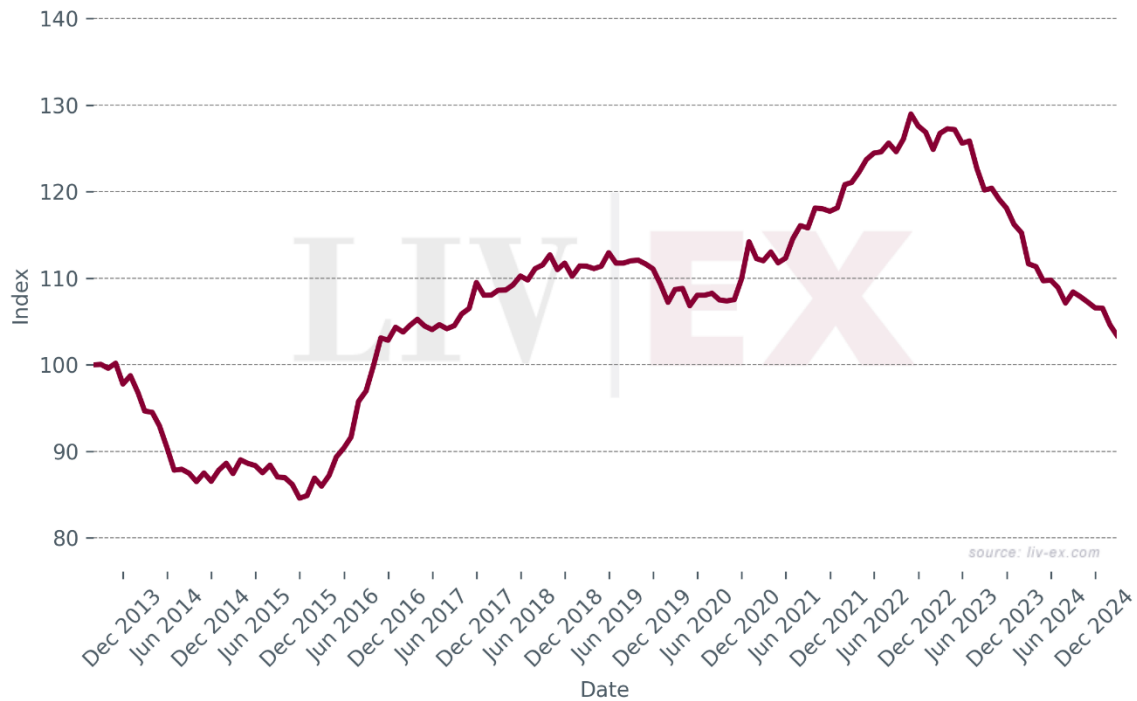
Cos D'Estournel

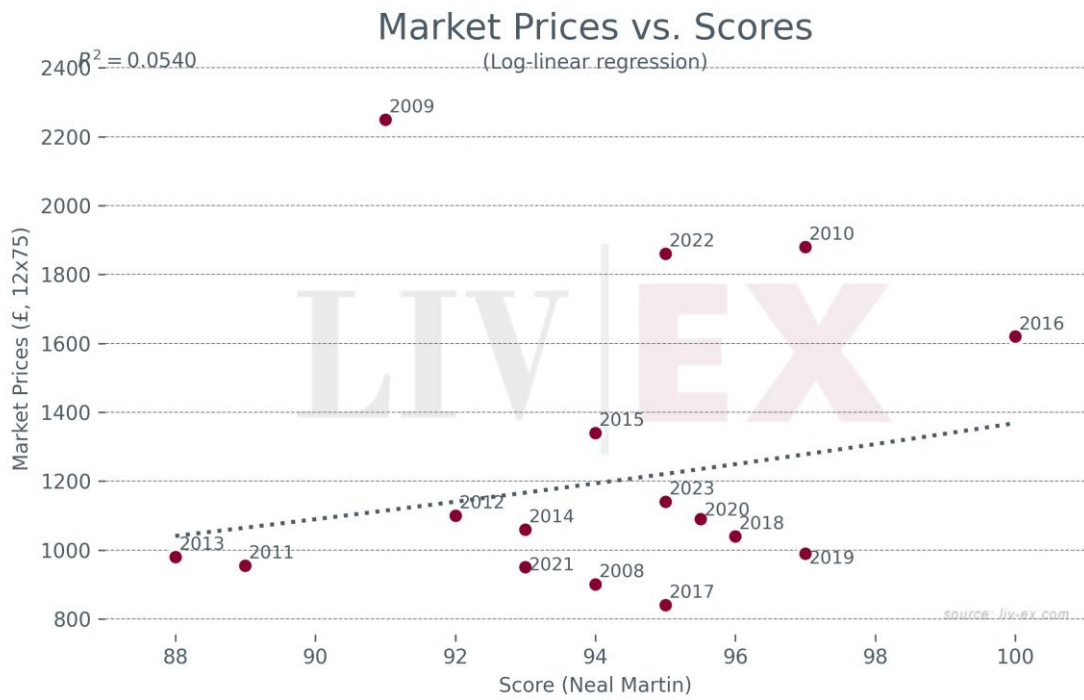
- Since January 2024, Cos d'Estournel is the 22nd top-traded brand by value, having accounted for 0.81% of all trade value
- **2005** is its top-traded vintage by value, accounting for 18.6% of all Cos d'Estournel trade value
- Ranked no.78 in the **2024 Power 100**, down 50 places on 2023.

Market Prices and Scores of Recent Vintages



Market Price Index





Breakdown of buyer geography

	United States	United Kingdom	Europe	Asia
Past month share (%)	10.8%	19.7%	67.4%	2.1%
Past year share (%)	37.7%	14.8%	41.9%	5.6%

Prices (£/12x75)

Vintage	Market Price	Ex-London	MP to ex-Lon.	Ex-neg.	MP to ex-neg.	Ex-chât.	MP to ex-chât.
2023	£1,141	£1,440	-20.8%	£1,165	-2.1%	£971	17.5%
2022	£1,851	£2,232	-17.1%	£1,931	-4.1%	£1,609	15.1%
2021	£950	£1,716	-44.6%	£1,475	-35.6%	£1,229	-22.7%
2020	£1,090	£1,800	-39.4%	£1,550	-29.7%	£1,292	-15.6%
2019	£995	£1,368	-27.3%	£1,180	-15.7%	£976	1.9%
2018	£1,040	£1,776	-41.4%	£1,522	-31.6%	£1,268	-18.0%
2017	£840	£1,308	-35.8%	£1,138	-26.2%	£948	-11.4%
2016	£1,620	£1,400	15.7%	£1,247	29.9%	£1,039	55.9%
2015	£1,340	£1,272	5.3%	£1,130	18.6%	£942	42.3%
2014	£1,060	£825	28.5%	£732	44.9%	£615	72.4%
2013	£980	£814	20.4%	£792	23.7%	£661	48.3%
2012	£1,100	£990	11.1%	£908	21.1%	£765	43.8%
2011	£955	£1,145	-16.6%	£1,043	-8.5%	£869	9.8%
2010	£1,880	£2,150	-12.6%	£2,096	-10.3%	£1,747	7.6%
2009	£2,250	£2,232	0.8%	£2,125	5.9%	£1,771	27.1%
2008	£900	£750	20.0%	£680	32.4%	£575	56.5%

Prices (€/1x75)

Vintage	Market Price	Ex-London	MP to ex-Lon.	Ex-neg.	MP to ex-neg.	Ex-chât.	MP to ex-chât.
2023	€114	€141	-19.0%	€114	0.1%	€95	20.1%
2022	€185	€215	-13.9%	€186	-0.5%	€155	19.4%
2021	€95	€168	-43.3%	€144	-34.0%	€120	-20.8%
2020	€109	€174	-37.4%	€150	-27.3%	€125	-12.8%
2019	€100	€128	-22.0%	€110	-9.5%	€91	9.3%
2018	€104	€168	-38.1%	€144	-27.8%	€120	-13.3%
2017	€84	€124	-32.3%	€108	-22.2%	€90	-6.7%
2016	€162	€135	20.3%	€120	35.0%	€100	62.0%
2015	€134	€135	-0.8%	€120	11.7%	€100	34.0%
2014	€106	€95	11.2%	€84	25.4%	€71	49.3%
2013	€98	€84	17.0%	€82	20.2%	€68	44.1%
2012	€110	€97	13.4%	€89	23.6%	€75	46.7%
2011	€96	€119	-19.4%	€108	-11.6%	€90	6.1%
2010	€188	€203	-7.4%	€198	-5.1%	€165	13.9%
2009	€225	€221	2.0%	€210	7.1%	€175	28.6%
2008	€90	€72	25.5%	€65	38.5%	€55	63.6%