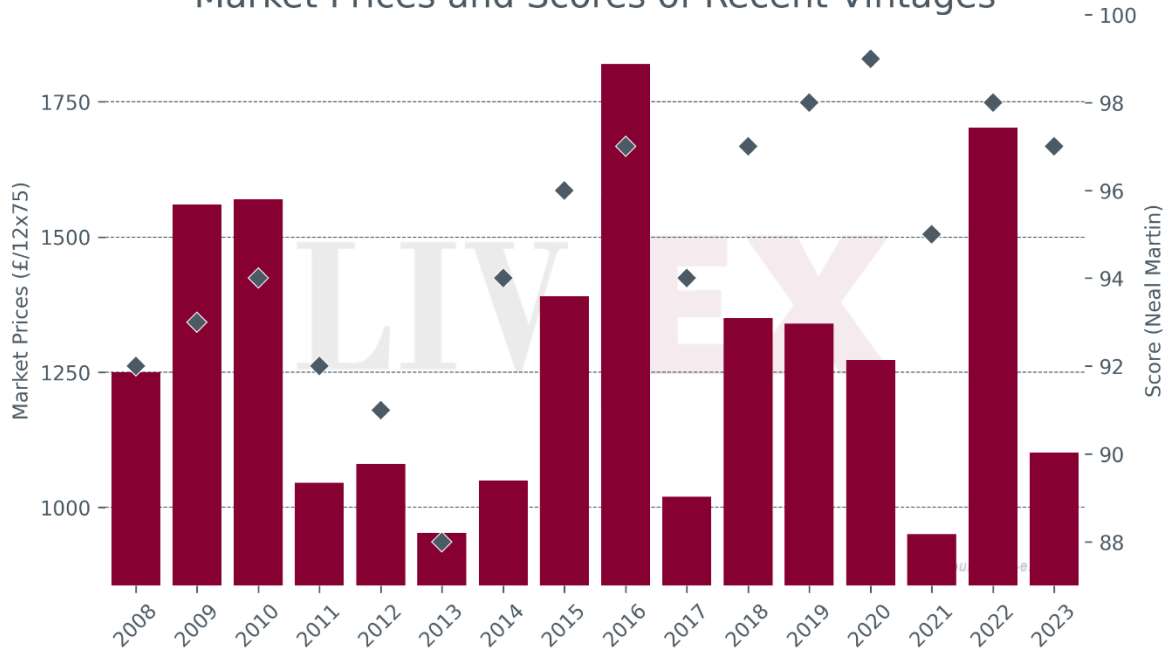


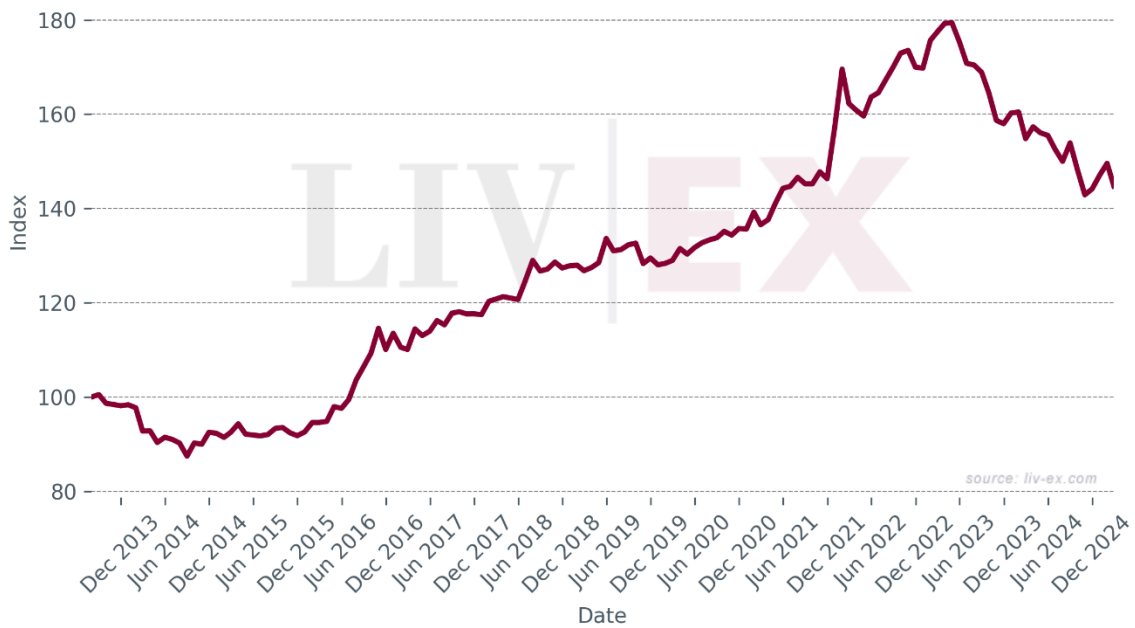
Château Pichon Longueville Comtesse de Lalande

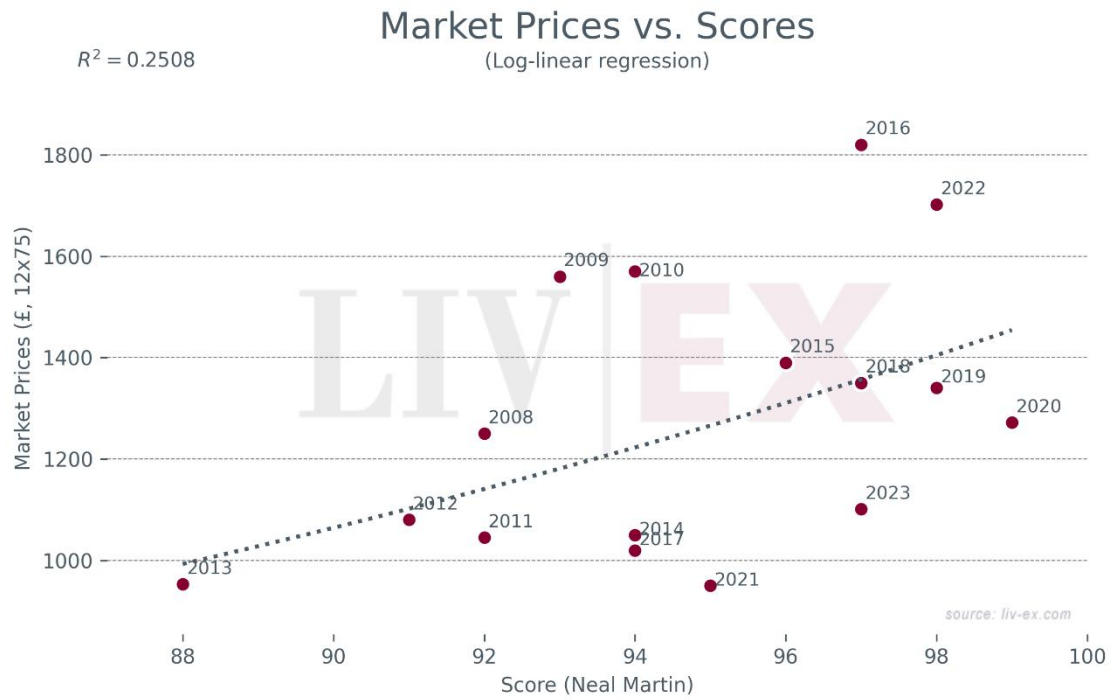
- Since January 2024, Pichon Comtesse has accounted for 0.35% of all trade value. This makes it the 50th most-traded brand.
- **2019** is its top-traded vintage by value, accounting for 16.3% of Pichon Comtesse's total trade value.

Market Prices and Scores of Recent Vintages



Market Price Index





Breakdown of buyer geography

	United States	United Kingdom	Europe	Asia
Past month share (%)	27.9%	11.9%	39.9%	20.3%
Past year share (%)	40.5%	15.4%	30.0%	14.1%

Prices (£/12x75)

Vintage	Market Price	Ex-London	MP to ex-Lon.	Ex-neg.	MP to ex-neg.	Ex-chât.	MP to ex-chât.
2023	£1,101	£1,320	-16.6%	£1,124	-2.0%	£940	17.1%
2022	£1,702	£2,064	-17.5%	£1,765	-3.5%	£1,464	16.3%
2021	£950	£1,608	-40.9%	£1,352	-29.7%	£1,106	-14.1%
2020	£1,272	£1,614	-21.2%	£1,364	-6.7%	£1,116	14.0%
2019	£1,340	£1,365	-1.8%	£1,121	19.5%	£934	43.4%
2018	£1,350	£1,656	-18.5%	£1,395	-3.2%	£1,162	16.2%
2017	£1,020	£1,116	-8.6%	£948	7.6%	£790	29.1%
2016	£1,820	£1,420	28.2%	£1,247	45.9%	£1,039	75.1%
2015	£1,390	£995	39.7%	£904	53.8%	£753	84.5%
2014	£1,050	£625	68.0%	£561	87.2%	£468	124.6%
2013	£953	£630	51.3%	£560	70.3%	£466	104.3%
2012	£1,080	£650	66.2%	£588	83.8%	£490	120.5%
2011	£1,045	£756	38.2%	£696	50.2%	£580	80.3%
2010	£1,570	£1,560	0.6%	£1,461	7.5%	£1,217	29.0%
2009	£1,560	£1,395	11.8%	£1,275	22.4%	£1,062	46.8%
2008	£1,250	£455	174.7%	£408	206.5%	£345	262.2%

Prices (€/1x75)

Vintage	Market Price	Ex-London	MP to ex-Lon.	Ex-neg.	MP to ex-neg.	Ex-chât.	MP to ex-chât.
2023	€110	€129	-14.8%	€110	0.1%	€92	19.7%
2022	€170	€199	-14.4%	€170	0.1%	€141	20.7%
2021	€95	€157	-39.5%	€132	-28.0%	€108	-12.0%
2020	€127	€156	-18.6%	€132	-3.6%	€108	17.8%
2019	€134	€127	5.3%	€104	28.2%	€87	53.9%
2018	€135	€157	-13.9%	€132	2.3%	€110	22.7%
2017	€102	€106	-3.7%	€90	13.3%	€75	36.0%
2016	€182	€137	33.2%	€120	51.7%	€100	82.0%
2015	€139	€106	31.5%	€96	44.8%	€80	73.8%
2014	€105	€72	45.4%	€65	62.0%	€54	94.4%
2013	€95	€65	47.0%	€58	65.5%	€48	98.5%
2012	€108	€64	69.5%	€58	87.5%	€48	125.0%
2011	€104	€78	33.5%	€72	45.1%	€60	74.2%
2010	€157	€147	6.5%	€138	13.8%	€115	36.5%
2009	€156	€138	13.1%	€126	23.8%	€105	48.6%
2008	€125	€44	187.3%	€39	220.5%	€33	278.8%

