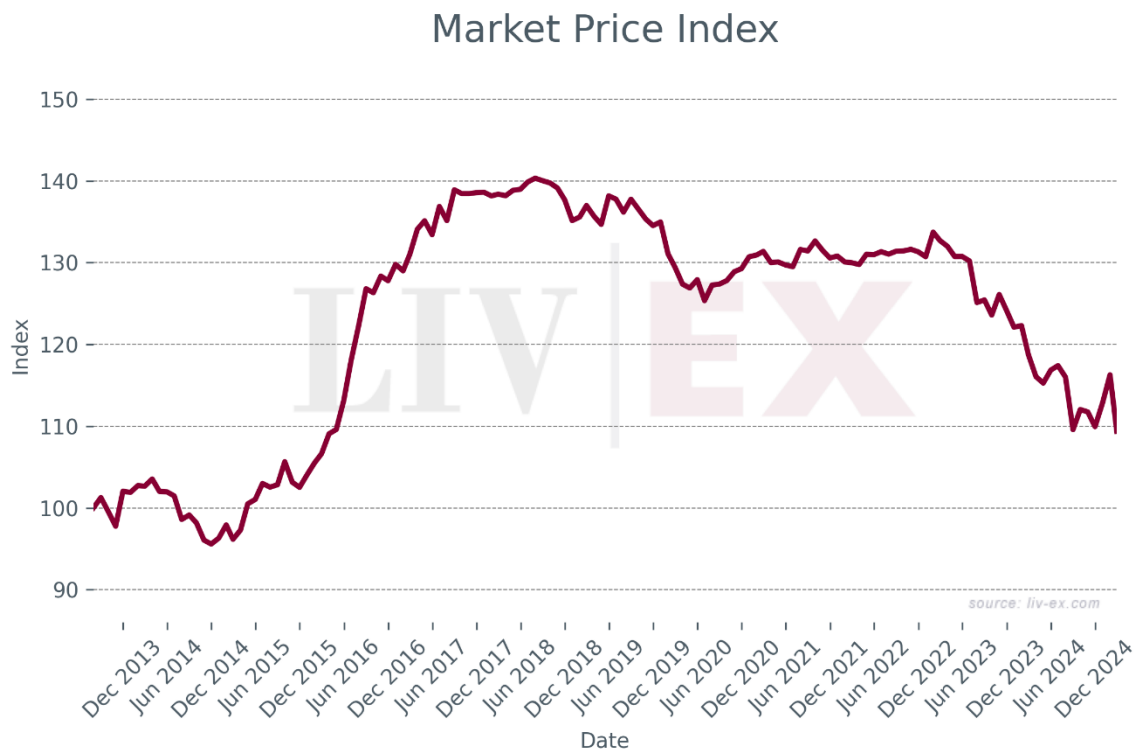
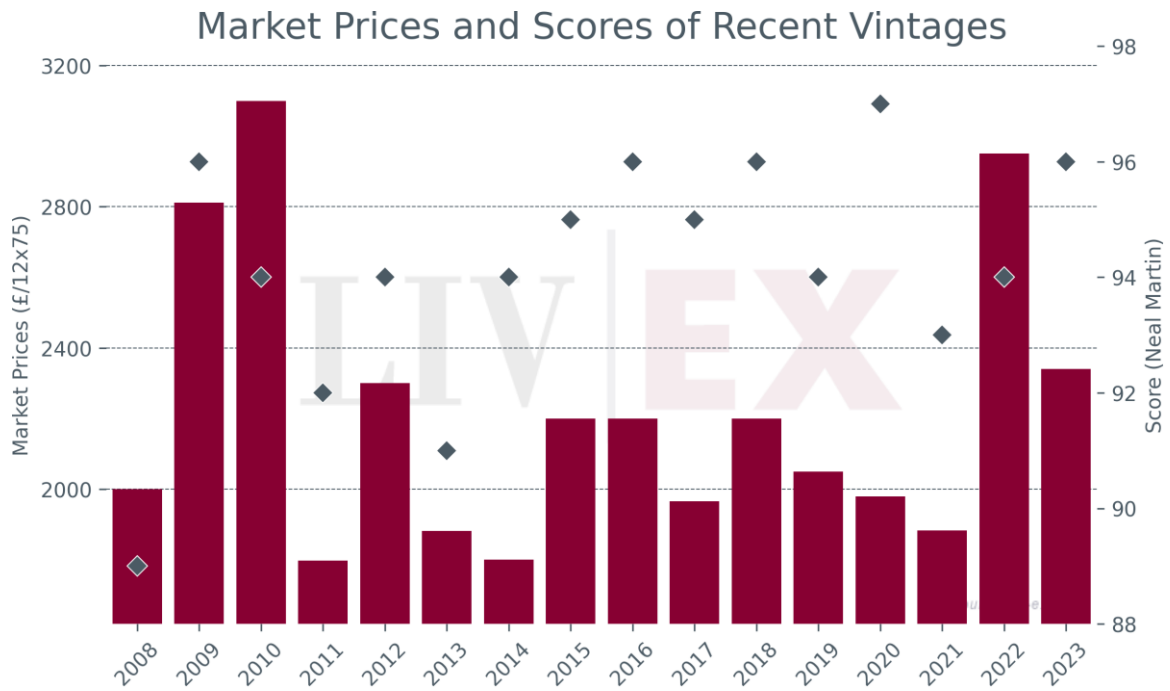
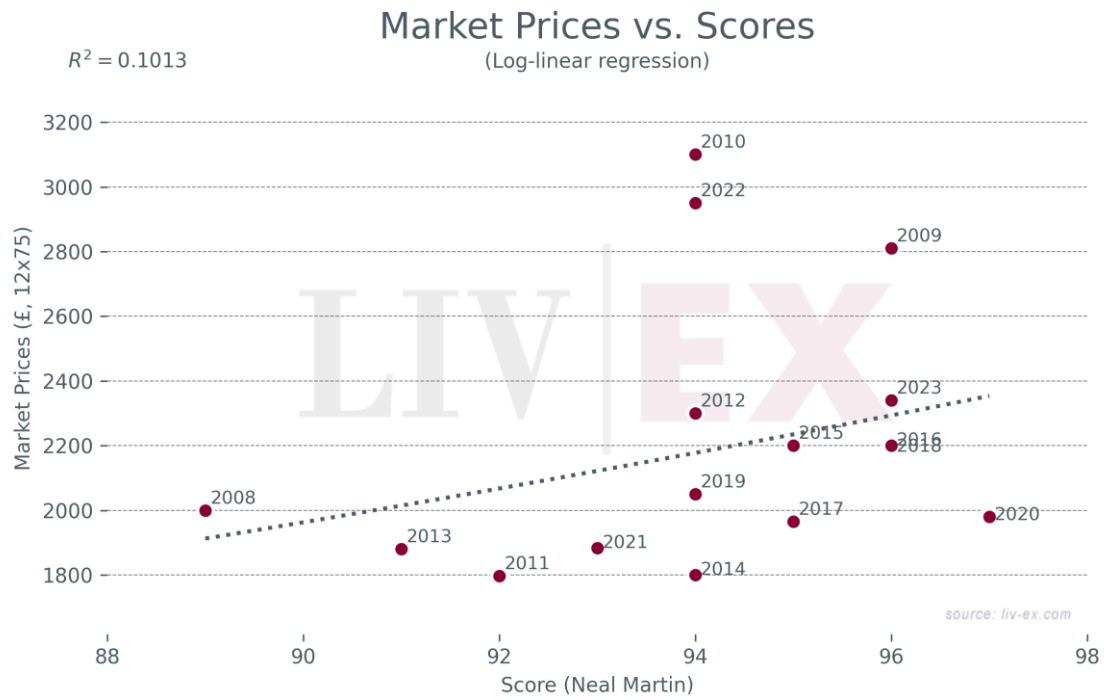


## Château Pavie

- Since January 2024, Pavie has accounted for 0.80% of all trade value. This makes it the 23rd most-traded brand.
- **2009** is its top-traded vintage by value, accounting for 16.3% of all Pavie trade value.
- Ranked no.53 in the **2024 Power 100**, up 19 places on 2023.





### Breakdown of buyer geography

	United States	United Kingdom	Europe	Asia
Past month share (%)	38.3%	39.1%	16.0%	6.6%
Past year share (%)	35.5%	37.3%	14.4%	12.7%

## Prices (£/12x75)

Vintage	Market Price	Ex-London	MP to ex-Lon.	Ex-neg.	MP to ex-neg.	Ex-chât.	MP to ex-chât.
<a href="#">2023</a>	£2,341	£2,784	-15.9%	£2,391	-2.1%	£1,993	17.5%
<a href="#">2022</a>	£2,951	£3,576	-17.5%	£3,114	-5.2%	£2,595	13.7%
<a href="#">2021</a>	£1,883	£2,784	-32.4%	£2,396	-21.4%	£1,997	-5.7%
<a href="#">2020</a>	£1,980	£2,892	-31.5%	£2,480	-20.2%	£2,066	-4.2%
<a href="#">2019</a>	£2,050	£2,990	-31.4%	£2,574	-20.4%	£2,145	-4.4%
<a href="#">2018</a>	£2,150	£3,504	-38.6%	£2,980	-27.8%	£2,483	-13.4%
<a href="#">2017</a>	£1,956	£3,360	-41.8%	£2,908	-32.7%	£2,424	-19.3%
<a href="#">2016</a>	£2,200	£3,588	-38.7%	£3,056	-28.0%	£2,547	-13.6%
<a href="#">2015</a>	£2,198	£2,680	-18.0%	£2,373	-7.4%	£1,977	11.2%
<a href="#">2014</a>	£1,800	£1,700	5.9%	£1,558	15.5%	£1,299	38.6%
<a href="#">2013</a>	£1,881	£1,800	4.5%	£1,603	17.3%	£1,360	38.3%
<a href="#">2012</a>	£2,300	£2,000	15.0%	£1,836	25.2%	£1,530	50.3%
<a href="#">2011</a>	£1,798	£1,200	49.8%	£1,101	63.3%	£918	95.9%
<a href="#">2010</a>	£2,993	£2,500	19.7%	£2,382	25.7%	£2,011	48.8%
<a href="#">2009</a>	£2,811	£2,200	27.8%	£1,983	41.8%	£1,619	73.6%
<a href="#">2008</a>	£2,000	£1,165	71.7%	£1,025	95.2%	£857	133.3%

## Prices (€/1x75)

Vintage	Market Price	Ex-London	MP to ex-Lon.	Ex-neg.	MP to ex-neg.	Ex-chât.	MP to ex-chât.
<a href="#">2023</a>	€234	€272	-14.1%	€234	0.0%	€195	20.1%
<a href="#">2022</a>	€295	€345	-14.3%	€300	-1.6%	€250	18.0%
<a href="#">2021</a>	€188	€272	-30.7%	€234	-19.5%	€195	-3.4%
<a href="#">2020</a>	€198	€280	-29.3%	€240	-17.5%	€200	-1.0%
<a href="#">2019</a>	€205	€279	-26.5%	€240	-14.6%	€200	2.5%
<a href="#">2018</a>	€215	€332	-35.2%	€282	-23.8%	€235	-8.5%
<a href="#">2017</a>	€196	€319	-38.7%	€276	-29.1%	€230	-15.0%
<a href="#">2016</a>	€220	€345	-36.3%	€294	-25.2%	€245	-10.2%
<a href="#">2015</a>	€220	€285	-22.8%	€252	-12.8%	€210	4.7%
<a href="#">2014</a>	€180	€196	-8.3%	€180	0.0%	€150	20.0%
<a href="#">2013</a>	€188	€185	1.5%	€165	14.0%	€140	34.4%
<a href="#">2012</a>	€230	€196	17.3%	€180	27.8%	€150	53.3%
<a href="#">2011</a>	€180	€124	44.8%	€114	57.7%	€95	89.3%
<a href="#">2010</a>	€299	€236	26.7%	€225	33.0%	€190	57.5%
<a href="#">2009</a>	€281	€217	29.3%	€196	43.4%	€160	75.7%
<a href="#">2008</a>	€200	€111	79.5%	€98	104.1%	€82	143.9%

