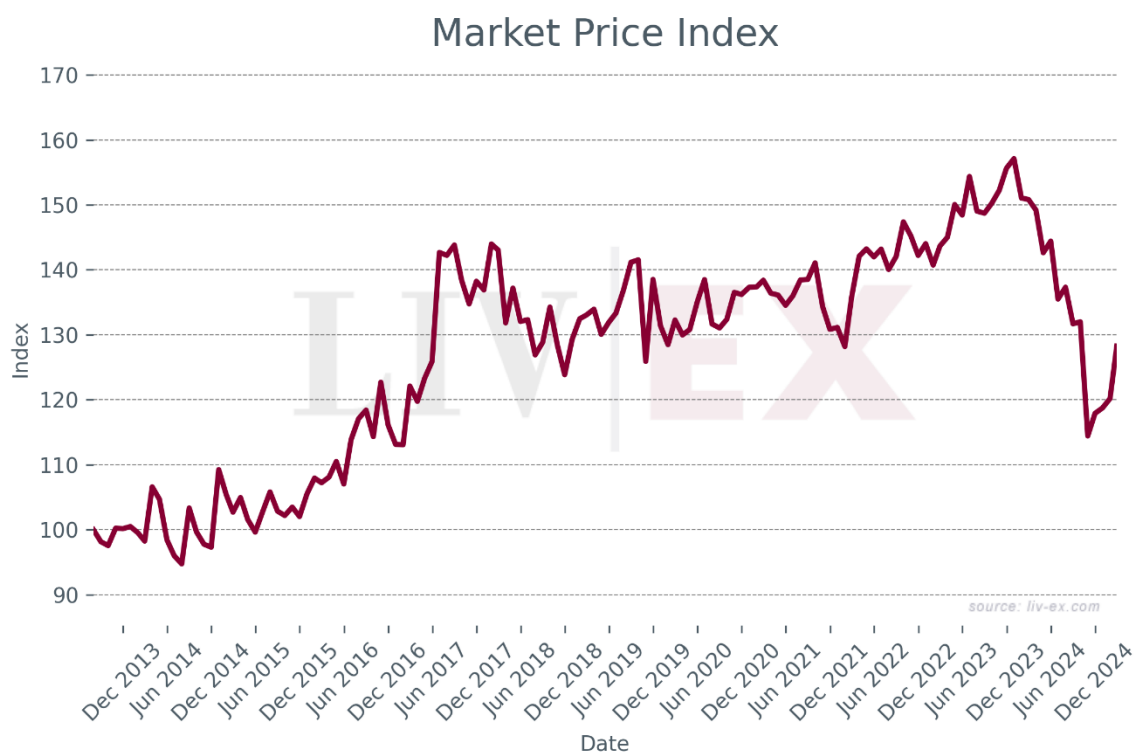
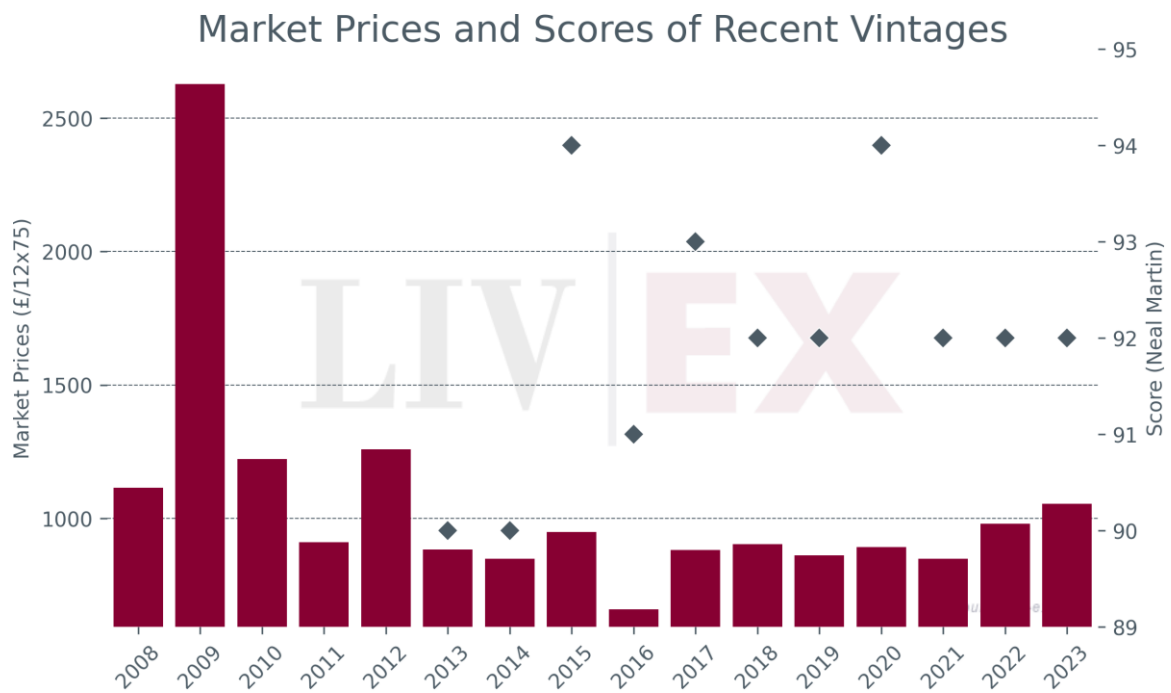


Château Pape Clement, Blanc

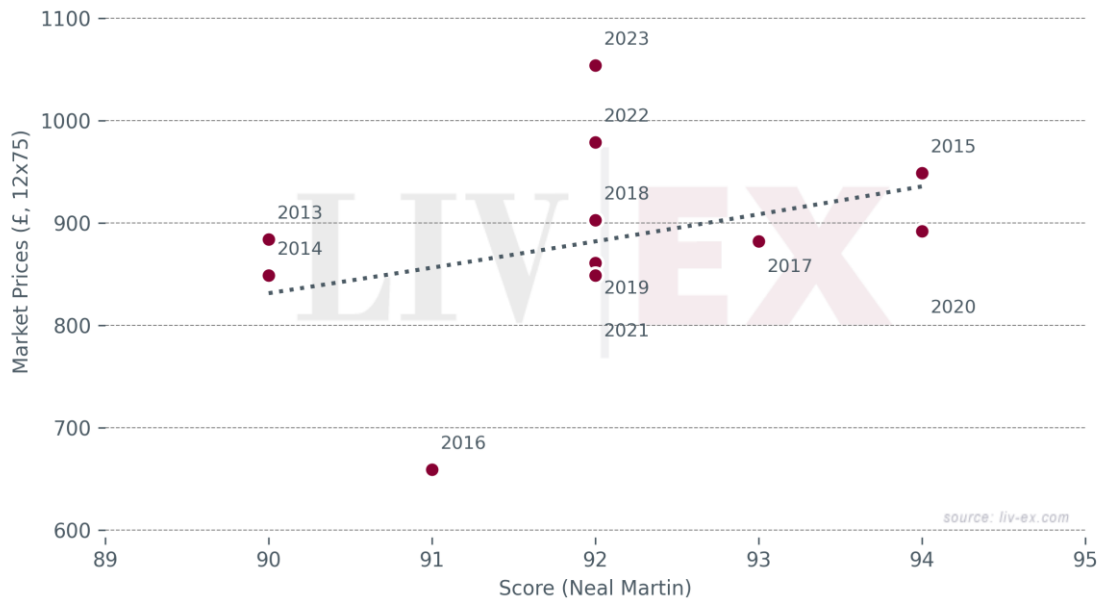
- Since January 2024, Pape Clement Blanc has accounted for 0.04% of all trade value.



Market Prices vs. Scores

$R^2 = 0.1148$

(Log-linear regression)



Breakdown of buyer geography

	United States	United Kingdom	Europe	Asia
Past month share (%)	100.0%	0.0%	0.0%	0.0%
Past year share (%)	23.2%	24.0%	12.6%	40.2%

Prices (£/12x75)

Vintage	Market Price	Ex-London	MP to ex-Lon.	Ex-neg.	MP to ex-neg.	Ex-chât.	MP to ex-chât.
2023	£1,054	£1,092	-3.5%	£920	14.6%	£766	37.5%
2022	£950	£1,176	-19.2%	£1,017	-6.6%	£851	11.6%
2021	£849	£1,164	-27.1%	£983	-13.6%	£819	3.6%
2020	£892	£1,069	-16.6%	£917	-2.8%	£765	16.7%
2019	£820	£1,118	-26.7%	£953	-13.9%	£794	3.3%
2018	£903	£1,185	-23.8%	£1,040	-13.1%	£866	4.2%
2017	£882	£1,200	-26.5%	£1,024	-13.9%	£854	3.3%
2016	£659	£1,185	-44.4%	£1,123	-41.3%	£873	-24.5%
2015	£949	£995	-4.6%	£881	7.7%	£734	29.2%
2014	£849	£850	-0.1%	£764	11.2%	£636	33.4%
2013	£884	-	-	£857	3.1%	£714	23.8%
2012	£1,258	£1,050	19.8%	£900	39.8%	£806	56.1%
2011	£910	-	-	£939	-3.1%	£783	16.3%
2010	£1,223	£1,095	11.7%	£1,029	18.9%	-	-
2009	£2,627	-	-	-	-	£820	220.6%
2008	£1,504	-	-	-	-	£889	69.2%

Prices (€/1x75)

Vintage	Market Price	Ex-London	MP to ex-Lon.	Ex-neg.	MP to ex-neg.	Ex-chât.	MP to ex-chât.
2023	€105	€107	-1.4%	€90	17.1%	€75	40.5%
2022	€95	€113	-16.2%	€98	-3.1%	€82	15.9%
2021	€85	€114	-25.3%	€96	-11.6%	€80	6.1%
2020	€89	€103	-13.8%	€89	0.5%	€74	20.5%
2019	€82	€104	-21.3%	€89	-7.7%	€74	10.8%
2018	€90	€112	-19.5%	€98	-8.2%	€82	10.1%
2017	€88	€114	-22.5%	€97	-9.3%	€81	8.9%
2016	€66	€114	-42.2%	€108	-39.0%	€84	-21.5%
2015	€95	€106	-10.2%	€94	1.4%	€78	21.7%
2014	€85	€98	-13.5%	€88	-3.7%	€74	15.5%
2013	€88	-	-	€88	0.2%	€74	20.3%
2012	€126	€103	22.2%	€88	42.6%	€79	59.2%
2011	€91	-	-	€97	-6.4%	€81	12.3%
2010	€122	€103	18.2%	€97	25.8%	-	-
2009	€263	-	-	-	-	€81	224.3%
2008	€150	-	-	-	-	€85	76.9%