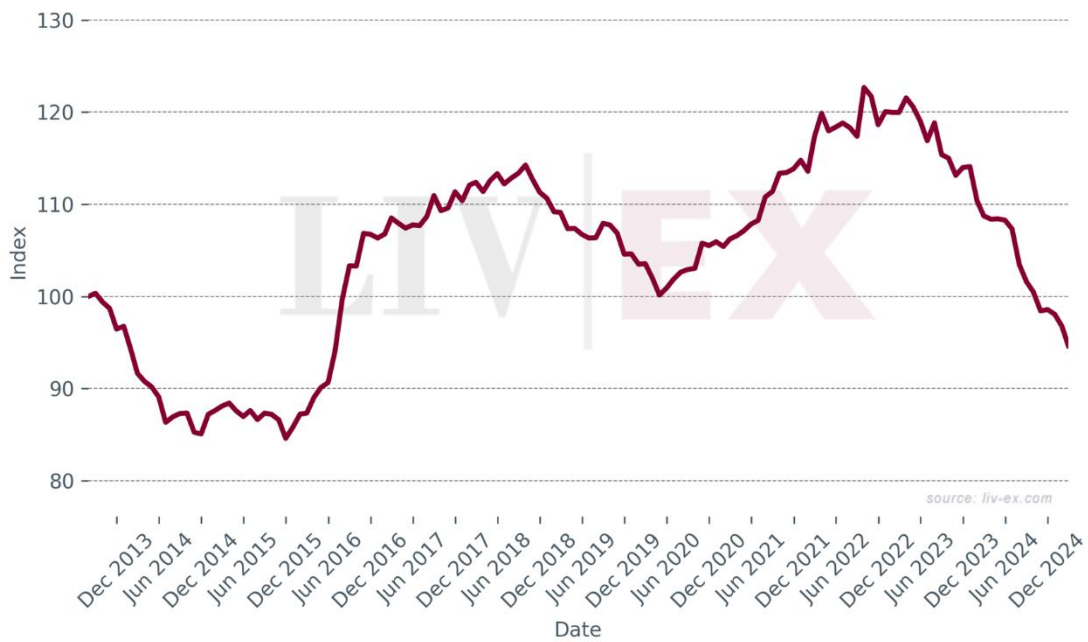
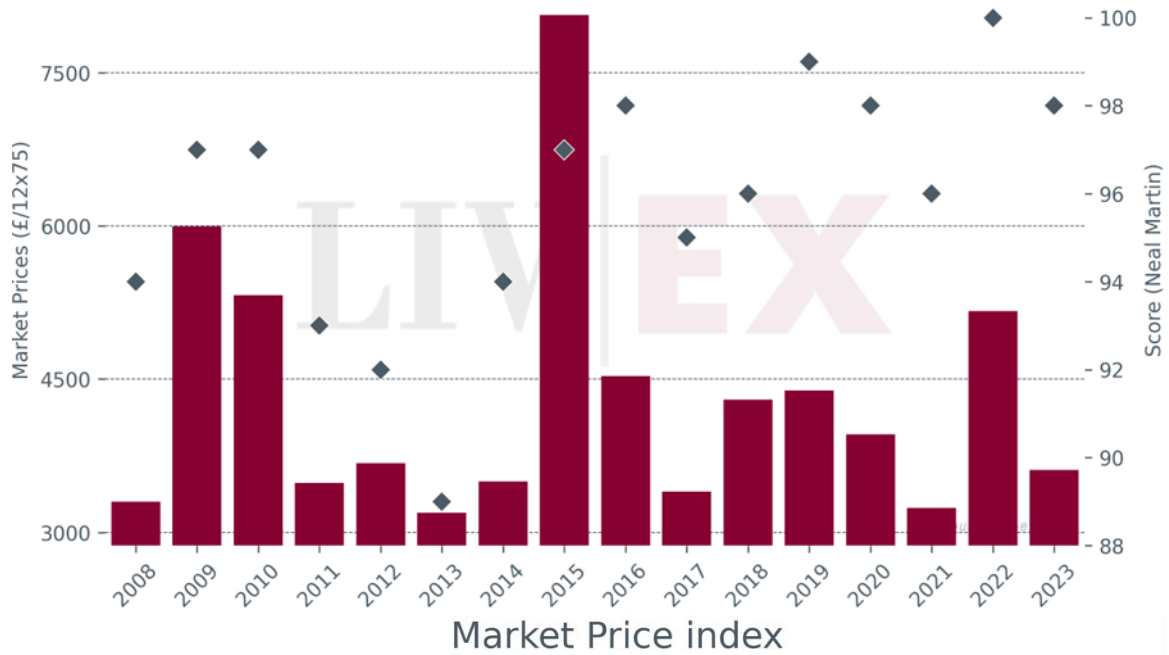


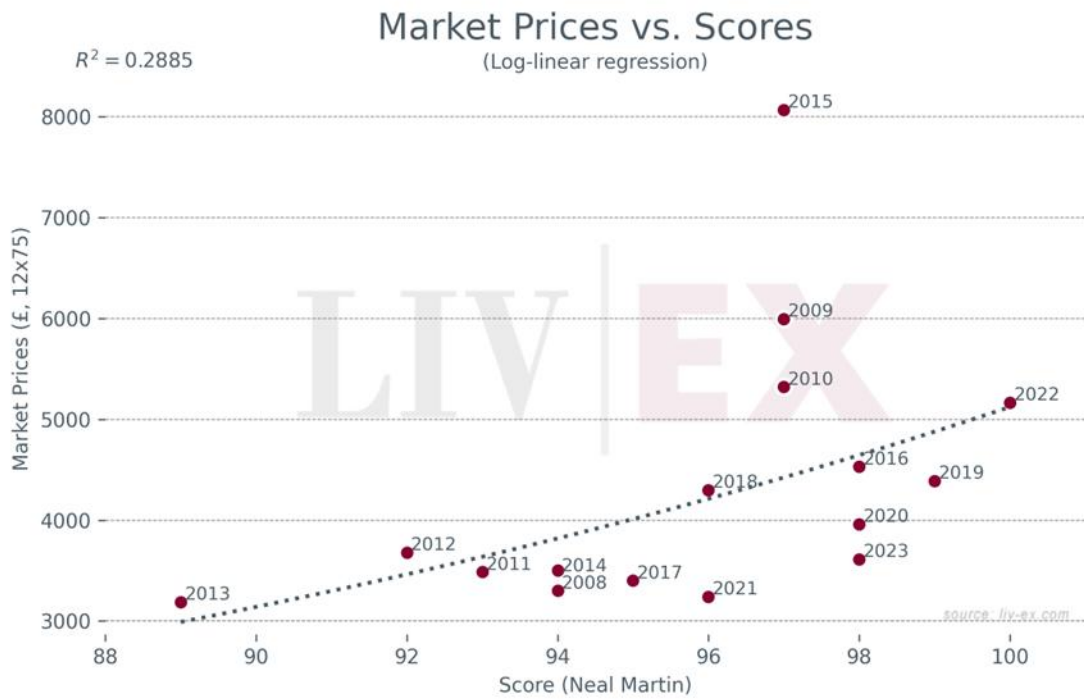
# Château Margaux

- Since January 2024, Margaux has accounted for 1.9% of all trade value, making it the 5th top-traded brand by value, behind Lafite, Mouton, Petrus, and Sassicaia
- The 2015 (a commemorative bottling) is its top-traded vintage, having traded 28.2% more than the second top-traded vintage (2005).
- Ranked no.16 in the **2024 Power 100**, up 9 places on 2023.

Market Prices and Scores of Recent Vintages



source: liv-ex.com



### Breakdown of buyer geography

	United States	United Kingdom	Europe	Asia
Past month share (%)	27.5%	17.9%	42.6%	11.9%
Past year share (%)	41.2%	17.5%	29.0%	12.3%

## Prices (£/12x75)

Vintage	Market Price	Ex-London	MP to ex-Lon.	Ex-neg.	MP to ex-neg.	Ex-chât.	MP to ex-chât.
<a href="#">2023</a>	£3,602	£4,320	-16.6%	£3,679	-2.1%	£3,066	17.5%
<a href="#">2022</a>	£5,167	£6,192	-16.6%	£5,356	-3.5%	£4,463	15.8%
<a href="#">2021</a>	£3,240	£5,100	-36.5%	£4,301	-24.7%	£3,584	-9.6%
<a href="#">2020</a>	£3,960	£5,196	-23.8%	£4,464	-11.3%	£3,720	6.5%
<a href="#">2019</a>	£4,400	£4,200	4.8%	£3,540	24.3%	£2,950	49.2%
<a href="#">2018</a>	£4,300	£5,112	-15.9%	£4,311	-0.3%	£3,593	19.7%
<a href="#">2017</a>	£3,400	£4,320	-21.3%	£3,667	-7.3%	£3,056	11.3%
<a href="#">2016</a>	£4,530	£5,180	-12.5%	£4,366	3.8%	£3,638	24.5%
<a href="#">2015</a>	£8,024	£4,250	88.8%	£3,616	121.9%	£3,013	166.3%
<a href="#">2014</a>	£3,500	£2,320	50.9%	£2,078	68.4%	£1,732	102.1%
<a href="#">2013</a>	£3,190	£2,400	32.9%	£2,089	52.7%	£1,749	82.4%
<a href="#">2012</a>	£3,680	£2,800	31.4%	£2,449	50.3%	£2,040	80.3%
<a href="#">2011</a>	£3,500	£3,780	-7.4%	£3,478	0.6%	£2,898	20.8%
<a href="#">2010</a>	£5,320	£7,920	-32.8%	£6,352	-16.2%	£5,293	0.5%
<a href="#">2009</a>	£5,995	£8,500	-29.5%	£5,565	7.7%	£4,654	28.8%
<a href="#">2008</a>	£3,500	£1,590	120.1%	£1,391	151.7%	£1,150	204.3%

## Prices (€/1x75)

Vintage	Market Price	Ex-London	MP to ex-Lon.	Ex-neg.	MP to ex-neg.	Ex-chât.	MP to ex-chât.
<a href="#">2023</a>	€360	€423	-14.8%	€360	0.1%	€300	20.1%
<a href="#">2022</a>	€517	€597	-13.4%	€516	0.1%	€430	20.2%
<a href="#">2021</a>	€324	€498	-34.9%	€420	-22.9%	€350	-7.4%
<a href="#">2020</a>	€396	€503	-21.3%	€432	-8.3%	€360	10.0%
<a href="#">2019</a>	€440	€392	12.4%	€330	33.3%	€275	60.0%
<a href="#">2018</a>	€430	€484	-11.1%	€408	5.4%	€340	26.5%
<a href="#">2017</a>	€340	€410	-17.1%	€348	-2.3%	€290	17.2%
<a href="#">2016</a>	€453	€498	-9.1%	€420	7.9%	€350	29.4%
<a href="#">2015</a>	€802	€451	77.8%	€384	109.0%	€320	150.7%
<a href="#">2014</a>	€350	€268	30.6%	€240	45.8%	€200	75.0%
<a href="#">2013</a>	€319	€247	29.2%	€215	48.4%	€180	77.2%
<a href="#">2012</a>	€368	€274	34.1%	€240	53.3%	€200	84.0%
<a href="#">2011</a>	€350	€391	-10.5%	€360	-2.8%	€300	16.7%
<a href="#">2010</a>	€532	€748	-28.9%	€600	-11.3%	€500	6.4%
<a href="#">2009</a>	€600	€840	-28.6%	€550	9.0%	€460	30.3%
<a href="#">2008</a>	€350	€152	130.2%	€133	163.2%	€110	218.2%