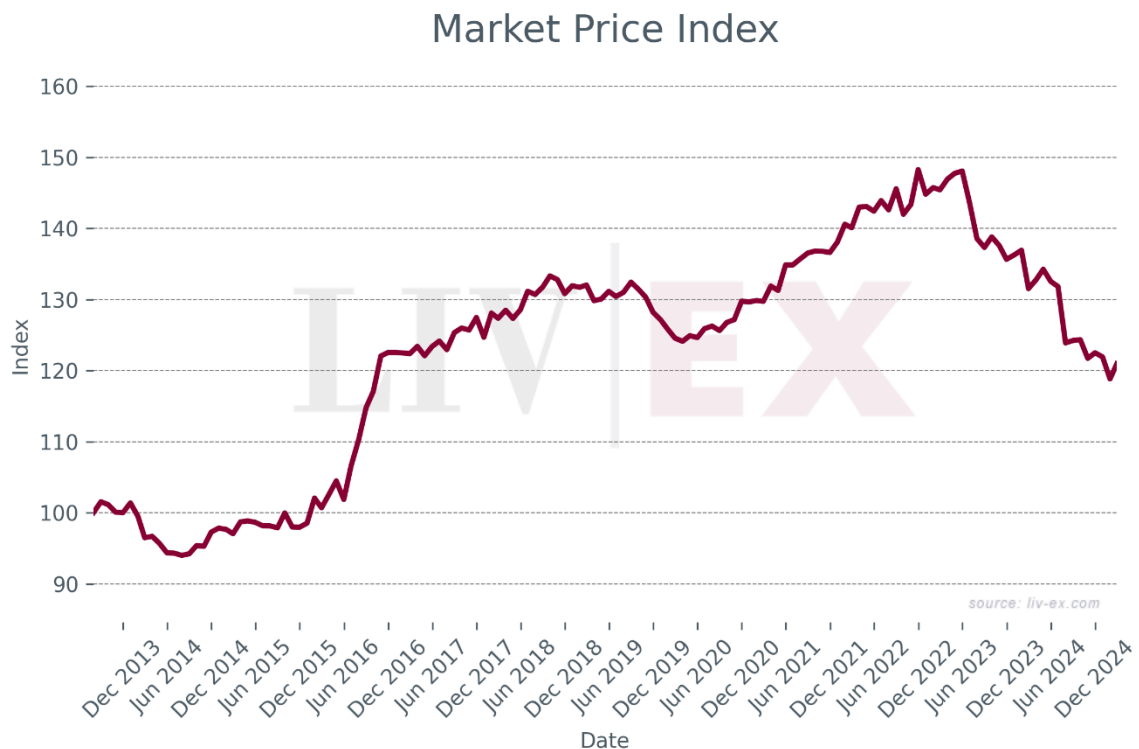
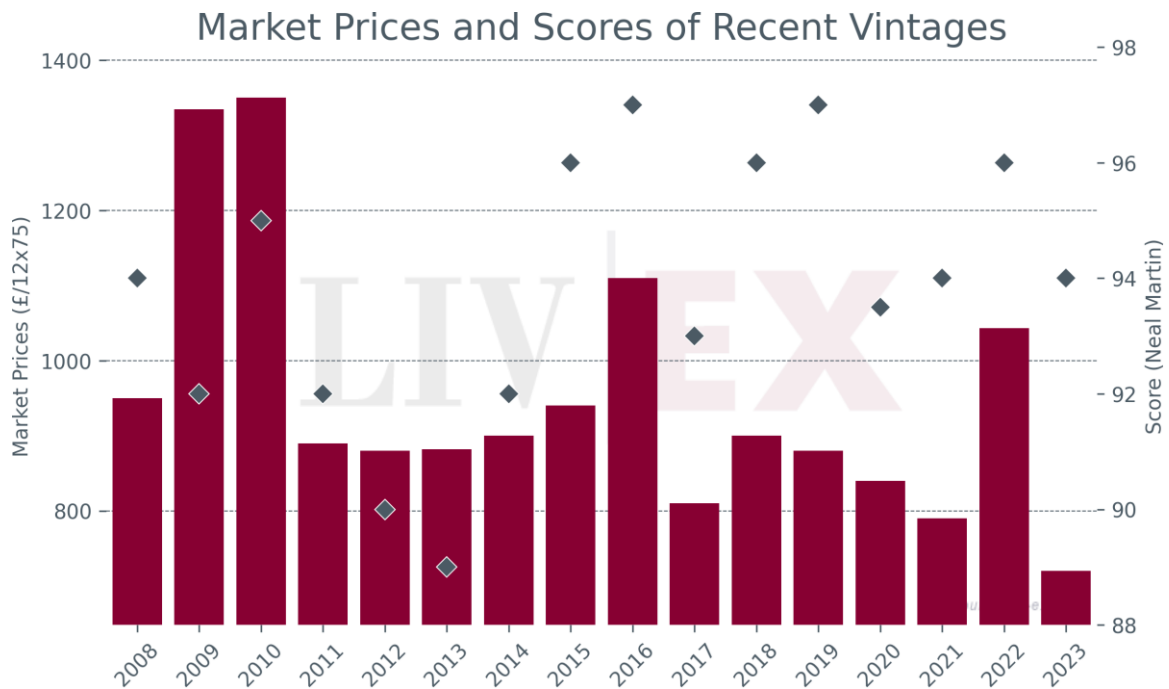
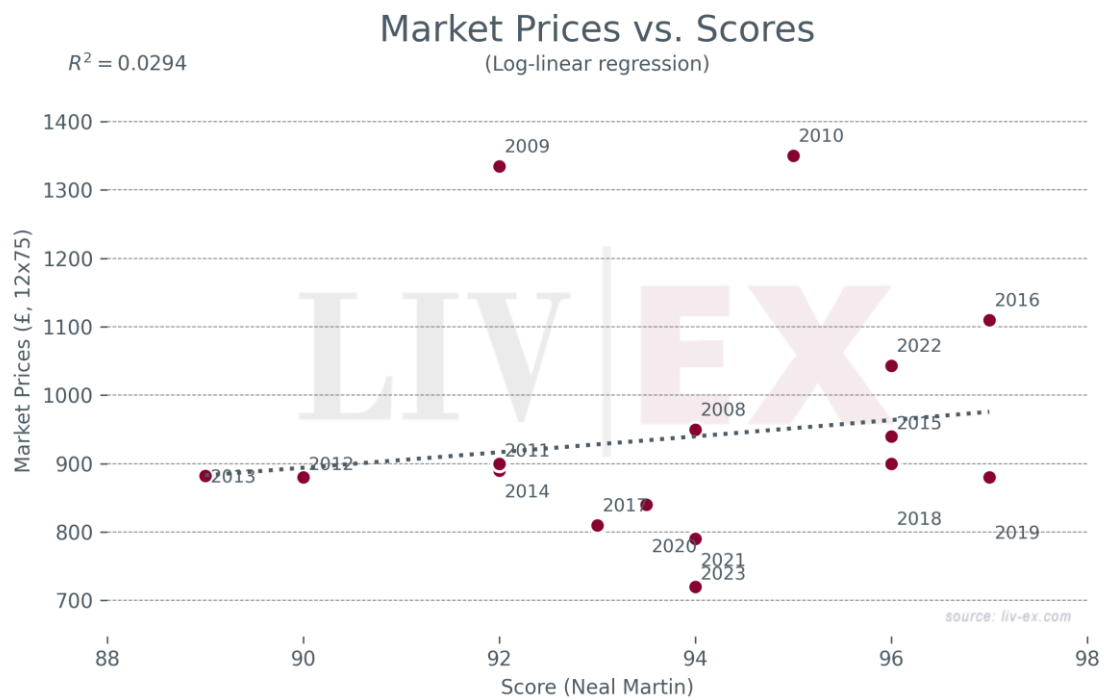


## Château Lynch-Bages

- Since January 2024, Lynch Bages has accounted for 1.01% of all trade value. This makes it the 15th most-traded brand.
- **2021** is its top-traded vintage by value, accounting for 61.1% more trade than the next top-traded vintage (**2018**).
- Ranked no.42 in the **2024 Power 100**, up 3 places on 2023.





### Breakdown of buyer geography

	United States	United Kingdom	Europe	Asia
Past month share (%)	8.7%	8.7%	30.0%	52.7%
Past year share (%)	35.1%	8.3%	42.9%	13.7%

## Prices (£/12x75)

Vintage	Market Price	Ex-London	MP to ex-Lon.	Ex-neg.	MP to ex-neg.	Ex-chât.	MP to ex-chât.
<a href="#">2023</a>	£720	£840	-14.3%	£736	-2.1%	£613	17.4%
<a href="#">2022</a>	£1,057	£1,280	-17.4%	£1,096	-3.6%	£913	15.7%
<a href="#">2021</a>	£790	£1,060	-25.5%	£922	-14.3%	£768	2.9%
<a href="#">2020</a>	£840	£1,040	-19.2%	£930	-9.7%	£775	8.4%
<a href="#">2019</a>	£880	£790	11.4%	£708	24.3%	£590	49.2%
<a href="#">2018</a>	£900	£1,068	-15.7%	£951	-5.4%	£792	13.6%
<a href="#">2017</a>	£810	£885	-8.5%	£790	2.5%	£659	23.0%
<a href="#">2016</a>	£1,125	£1,120	0.4%	£998	12.7%	£832	35.3%
<a href="#">2015</a>	£940	£890	5.6%	£791	18.8%	£659	42.6%
<a href="#">2014</a>	£900	£575	56.5%	£519	73.3%	£433	107.9%
<a href="#">2013</a>	£882	£550	60.4%	£486	81.5%	£408	116.1%
<a href="#">2012</a>	£880	£670	31.3%	£612	43.8%	£510	72.5%
<a href="#">2011</a>	£890	£740	20.3%	£667	33.5%	£560	58.8%
<a href="#">2010</a>	£1,350	£1,220	10.7%	£1,059	27.5%	£879	53.6%
<a href="#">2009</a>	£1,335	£845	58.0%	£728	83.3%	£607	119.9%
<a href="#">2008</a>	£950	£349	172.2%	£335	183.9%	£282	236.5%

## Prices (€/1x75)

Vintage	Market Price	Ex-London	MP to ex-Lon.	Ex-neg.	MP to ex-neg.	Ex-chât.	MP to ex-chât.
<a href="#">2023</a>	€72	€82	-12.4%	€72	0.0%	€60	20.0%
<a href="#">2022</a>	€106	€123	-14.3%	€106	0.1%	€88	20.1%
<a href="#">2021</a>	€79	€104	-23.7%	€90	-12.2%	€75	5.3%
<a href="#">2020</a>	€84	€101	-16.5%	€90	-6.7%	€75	12.0%
<a href="#">2019</a>	€88	€74	19.5%	€66	33.3%	€55	60.0%
<a href="#">2018</a>	€90	€101	-11.0%	€90	0.0%	€75	20.0%
<a href="#">2017</a>	€81	€84	-3.6%	€75	8.0%	€62	29.6%
<a href="#">2016</a>	€112	€108	4.4%	€96	17.2%	€80	40.6%
<a href="#">2015</a>	€94	€95	-0.5%	€84	11.9%	€70	34.3%
<a href="#">2014</a>	€90	€66	35.5%	€60	50.0%	€50	80.0%
<a href="#">2013</a>	€88	€57	55.8%	€50	76.4%	€42	110.0%
<a href="#">2012</a>	€88	€66	34.0%	€60	46.7%	€50	76.0%
<a href="#">2011</a>	€89	€77	16.2%	€69	29.0%	€58	53.4%
<a href="#">2010</a>	€135	€115	17.1%	€100	35.0%	€83	62.7%
<a href="#">2009</a>	€134	€84	59.8%	€72	85.4%	€60	122.5%
<a href="#">2008</a>	€95	€33	184.6%	€32	196.9%	€27	251.9%