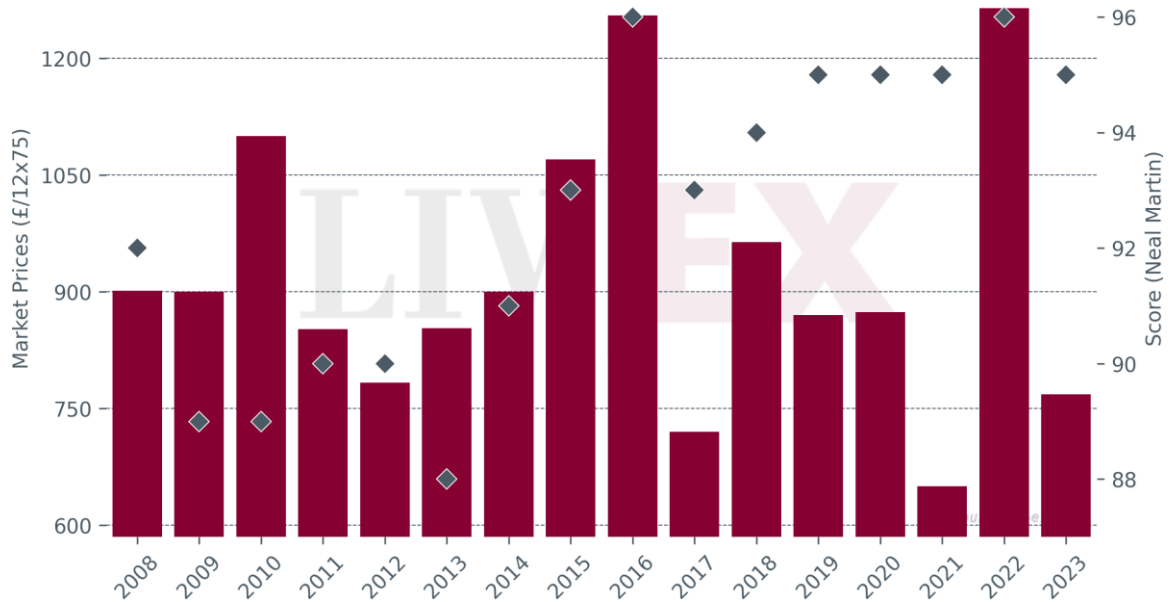


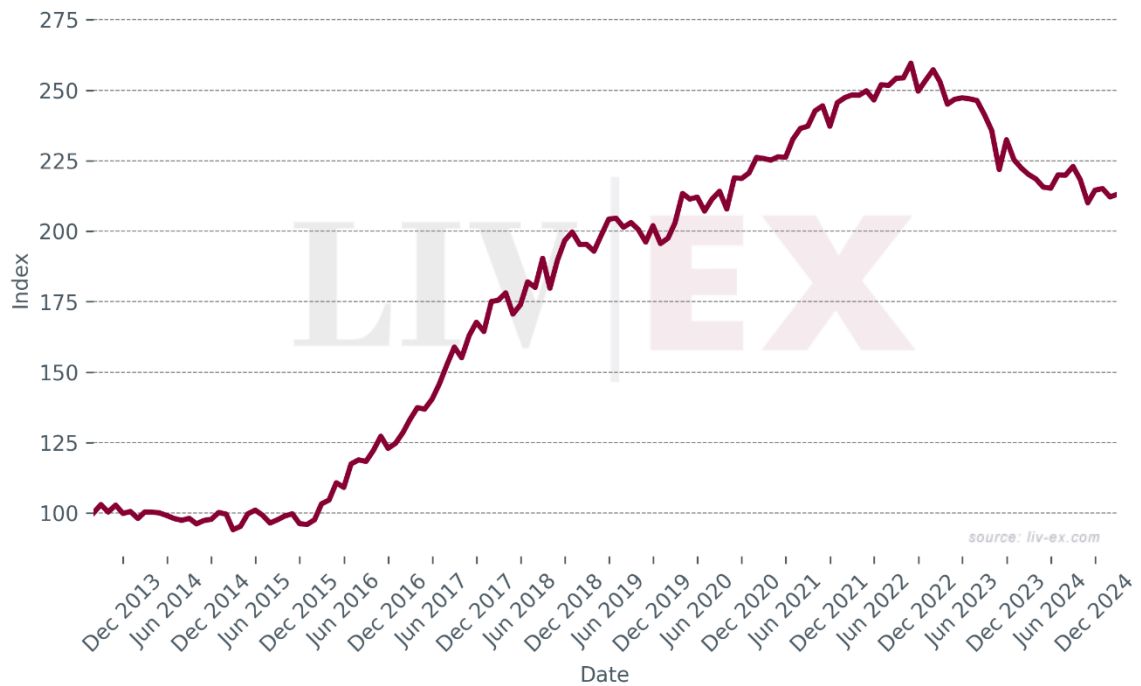
Château Les Carmes Haut-Brion

- Since January 2024, Les Carmes Haut-Brion has accounted for 0.24% of all trade value.
- **2022** is its top-traded vintage by value, accounting for 24.2% of all Les Carmes trade value.

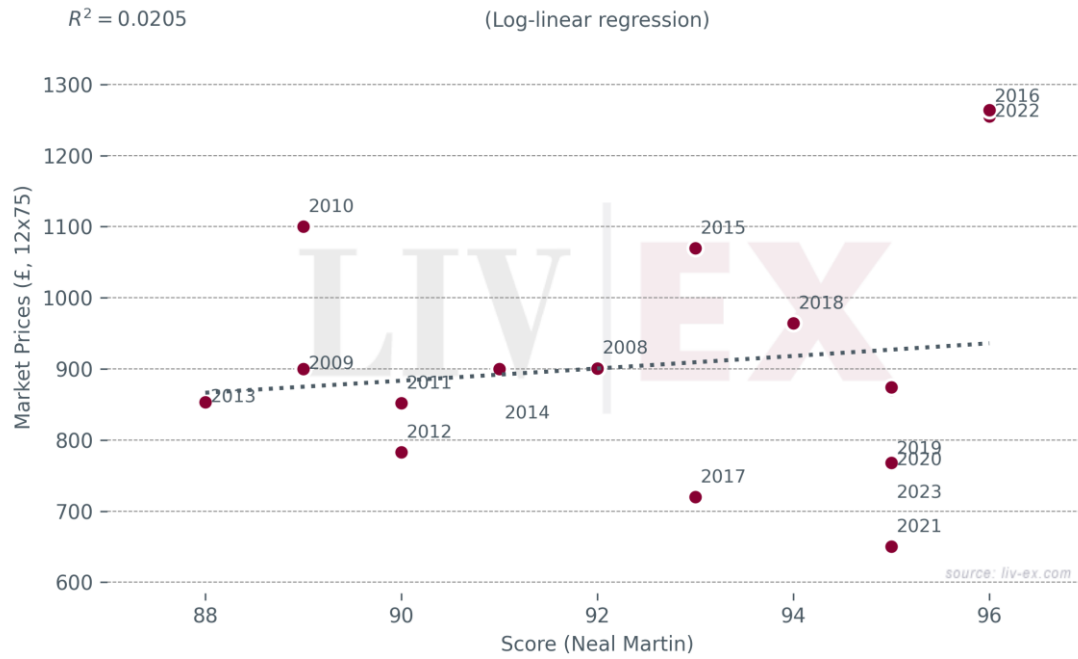
Market Prices and Scores of Recent Vintages



Market Price Index



Market Prices vs. Scores (Log-linear regression)



Breakdown of buyer geography

	United States	United Kingdom	Europe	Asia
Past month share (%)	33.3%	5.6%	61.1%	0.0%
Past year share (%)	38.0%	36.5%	23.2%	2.3%

Prices (£/12x75)

Vintage	Market Price	Ex-London	MP to ex-Lon.	Ex-neg.	MP to ex-neg.	Ex-chât.	MP to ex-chât.
2023	£768	£912	-15.8%	£785	-2.1%	£654	17.4%
2022	£1,264	£1,320	-4.2%	£1,121	12.8%	£934	35.3%
2021	£650	£948	-31.4%	£823	-21.1%	£686	-5.3%
2020	£874	£948	-7.8%	£806	8.4%	£672	30.1%
2019	£870	£816	6.6%	£695	25.2%	£579	50.2%
2018	£964	£828	16.4%	£729	32.2%	£608	58.7%
2017	£720	£672	7.1%	£569	26.5%	£474	51.8%
2016	£1,248	£670	86.3%	£586	112.9%	£489	155.5%
2015	£1,070	£480	122.9%	£418	155.9%	-	-
2014	£900	£315	185.7%	£281	220.8%	£234	285.0%
2013	£853	£324	163.3%	£286	198.6%	£238	258.3%
2012	£777	£345	125.2%	£306	153.9%	£255	204.6%
2011	£852	£385	121.3%	£348	145.0%	£290	194.0%
2010	£1,100	£425	158.8%	£394	179.3%	£328	235.2%
2009	£900	£445	102.2%	£384	134.1%	£324	178.0%
2008	£901	£275	227.6%	£230	291.7%	£193	365.8%

Prices (€/1x75)

Vintage	Market Price	Ex-London	MP to ex-Lon.	Ex-neg.	MP to ex-neg.	Ex-chât.	MP to ex-chât.
2023	€77	€89	-14.0%	€77	0.0%	€64	20.0%
2022	€126	€127	-0.6%	€108	17.0%	€90	40.4%
2021	€65	€93	-29.8%	€80	-19.2%	€67	-3.0%
2020	€87	€92	-4.7%	€78	12.1%	€65	34.5%
2019	€87	€76	14.4%	€65	34.3%	€54	61.1%
2018	€96	€78	23.0%	€69	39.7%	€58	67.7%
2017	€72	€64	12.9%	€54	33.3%	€45	60.0%
2016	€125	€64	93.6%	€56	121.3%	€47	165.5%
2015	€107	€51	109.9%	€44	141.0%	-	-
2014	€90	€36	147.4%	€32	177.8%	€27	233.3%
2013	€85	€33	155.8%	€29	190.1%	€24	248.2%
2012	€78	€34	129.8%	€30	159.0%	€25	210.8%
2011	€85	€40	113.8%	€36	136.7%	€30	184.0%
2010	€110	€40	174.0%	€37	195.7%	€31	254.8%
2009	€90	€44	104.6%	€38	136.8%	€32	181.2%
2008	€90	€26	242.6%	€22	309.5%	€18	387.0%

