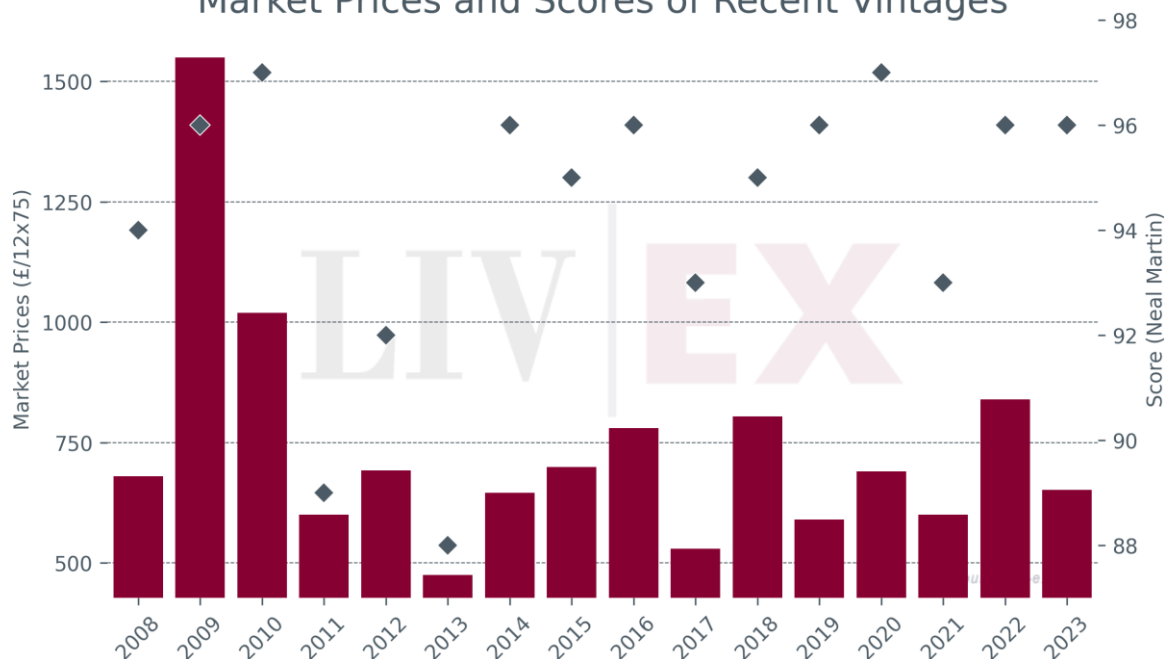


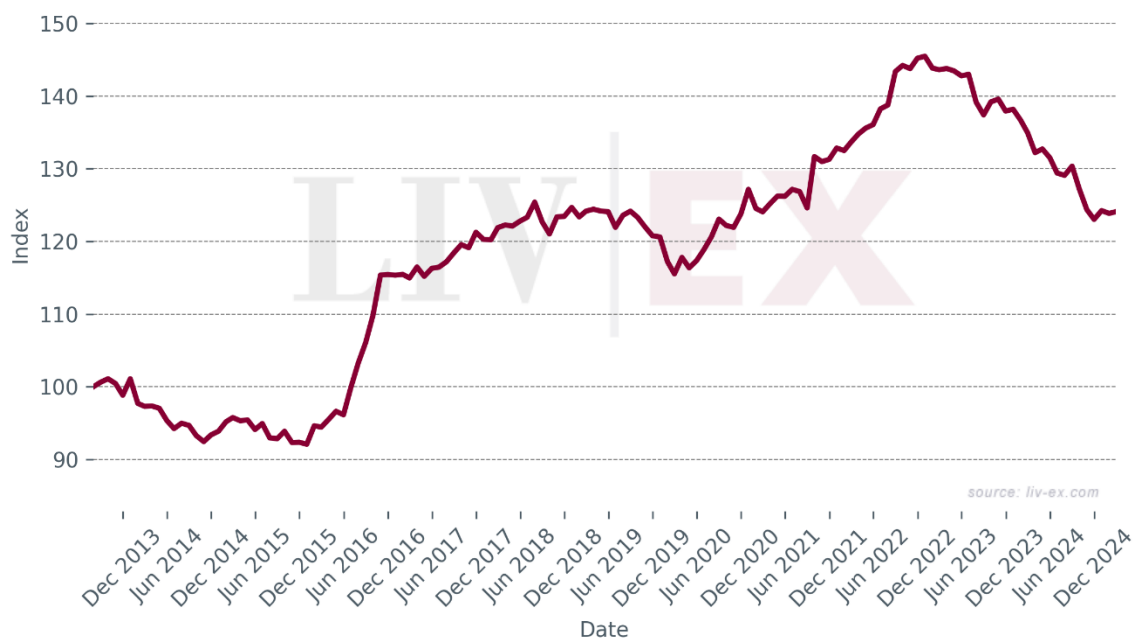
# Château Léoville Poyferré

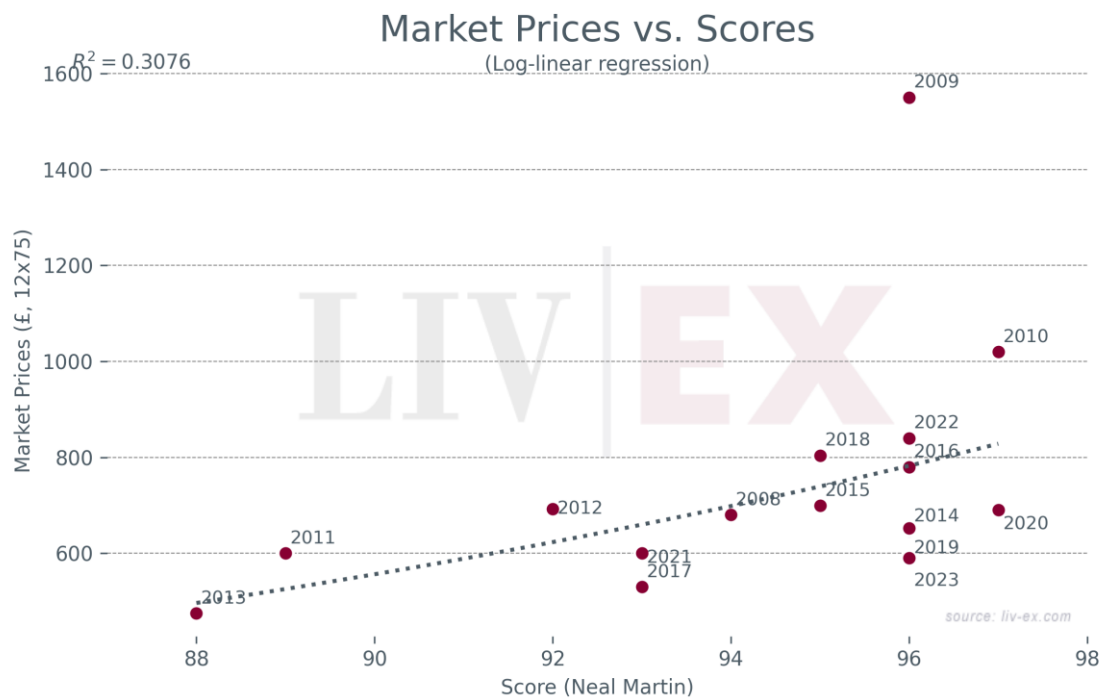
- Since January 2024, Léoville Poyferré has accounted for 0.31% of all trade value.
- The **2009** and **2010** are its top-traded vintages, accounting for 17.0% and 15.0% of all Léoville Poyferré trade value respectively.

## Market Prices and Scores of Recent Vintages



## Market Price Index





### Breakdown of buyer geography

	United States	United Kingdom	Europe	Asia
Past month share (%)	44.4%	12.8%	42.8%	0.0%
Past year share (%)	51.4%	18.3%	23.3%	7.0%

## Prices (£/12x75)

Vintage	Market Price	Ex-London	MP to ex-Lon.	Ex-neg.	MP to ex-neg.	Ex-chât.	MP to ex-chât.
<a href="#">2023</a>	£652	£674	-3.3%	£577	12.9%	£481	35.5%
<a href="#">2022</a>	£839	£1,014	-17.3%	£872	-3.8%	£727	15.5%
<a href="#">2021</a>	£600	£864	-30.6%	£737	-18.6%	£614	-2.4%
<a href="#">2020</a>	£690	£864	-20.1%	£744	-7.2%	£620	11.3%
<a href="#">2019</a>	£590	£616	-4.2%	£528	11.8%	£440	34.2%
<a href="#">2018</a>	£802	£816	-1.7%	£697	15.0%	£581	38.0%
<a href="#">2017</a>	£530	£666	-20.4%	£569	-6.9%	£474	11.8%
<a href="#">2016</a>	£780	£798	-2.3%	£686	13.7%	£572	36.4%
<a href="#">2015</a>	£690	£570	21.1%	£520	32.7%	£433	59.3%
<a href="#">2014</a>	£646	£430	50.2%	£384	68.1%	£320	101.7%
<a href="#">2013</a>	£475	£377	26.0%	£373	27.3%	£311	52.8%
<a href="#">2012</a>	£692	£470	47.2%	£441	57.0%	£372	85.8%
<a href="#">2011</a>	£600	£540	11.1%	£498	20.4%	£415	44.4%
<a href="#">2010</a>	£1,020	£995	2.5%	£900	13.4%	£752	35.7%
<a href="#">2009</a>	£1,550	£900	72.2%	£728	112.8%	£607	155.3%
<a href="#">2008</a>	£680	£305	123.0%	£277	145.4%	£230	195.6%

## Prices (€/1x75)

Vintage	Market Price	Ex-London	MP to ex-Lon.	Ex-neg.	MP to ex-neg.	Ex-chât.	MP to ex-chât.
<a href="#">2023</a>	€65	€66	-1.2%	€56	15.4%	€47	38.4%
<a href="#">2022</a>	€84	€98	-14.1%	€84	-0.1%	€70	19.9%
<a href="#">2021</a>	€60	€84	-28.9%	€72	-16.7%	€60	0.0%
<a href="#">2020</a>	€69	€84	-17.5%	€72	-4.2%	€60	15.0%
<a href="#">2019</a>	€59	€57	2.7%	€49	19.9%	€41	43.9%
<a href="#">2018</a>	€80	€77	3.8%	€66	21.5%	€55	45.8%
<a href="#">2017</a>	€53	€63	-16.1%	€54	-1.9%	€45	17.8%
<a href="#">2016</a>	€78	€77	1.6%	€66	18.2%	€55	41.8%
<a href="#">2015</a>	€69	€61	14.0%	€55	25.0%	€46	50.0%
<a href="#">2014</a>	€65	€50	30.1%	€44	45.5%	€37	74.6%
<a href="#">2013</a>	€48	€39	22.4%	€38	23.7%	€32	48.4%
<a href="#">2012</a>	€69	€46	50.2%	€43	60.2%	€36	89.6%
<a href="#">2011</a>	€60	€56	7.3%	€52	16.3%	€43	39.5%
<a href="#">2010</a>	€102	€94	8.5%	€85	20.0%	€71	43.7%
<a href="#">2009</a>	€155	€89	74.2%	€72	115.3%	€60	158.3%
<a href="#">2008</a>	€68	€29	133.1%	€26	156.6%	€22	209.1%