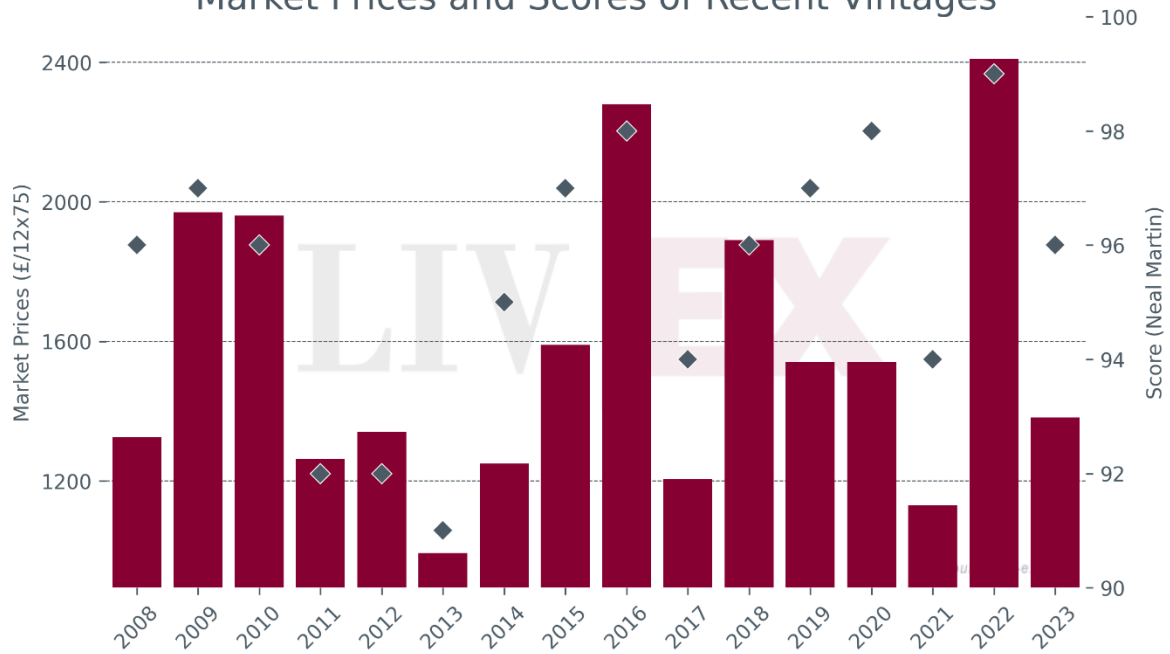


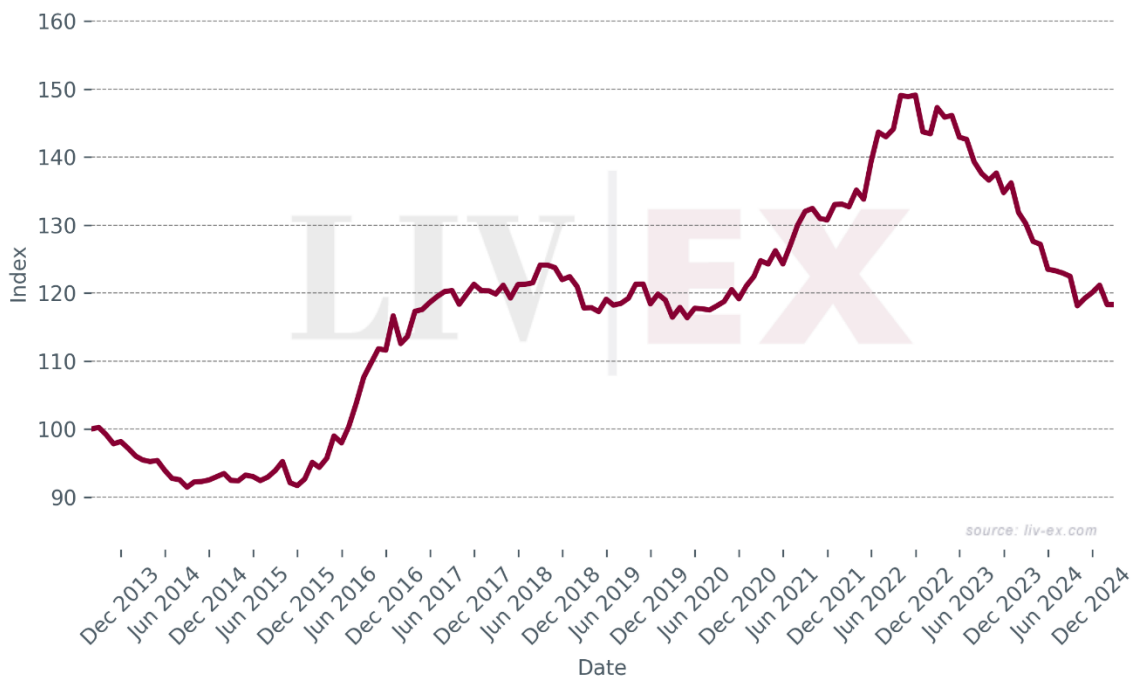
Château Léoville Las Cases

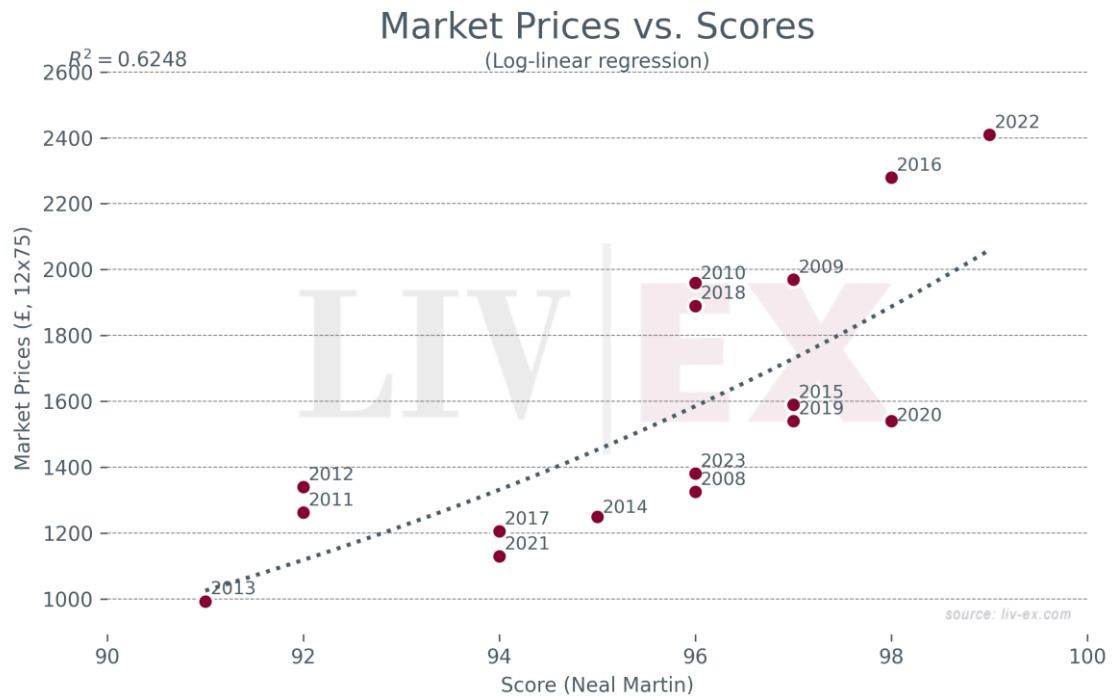
- Since January 2024, Léoville Las Cases has accounted for 0.60% of all trade value. This makes it the 31st most-traded brand.
- **2016** is its top-traded vintage by value, accounting for 22.8% more trade than the next top-traded vintage (**2018**).
- Ranked no.69 in the **2024 Power 100**, with no change on 2023.

Market Prices and Scores of Recent Vintages



Market Price Index





Breakdown of buyer geography

	United States	United Kingdom	Europe	Asia
Past month share (%)	56.9%	27.5%	3.4%	12.2%
Past year share (%)	56.7%	21.4%	6.8%	15.1%

Prices (£/12x75)

Vintage	Market Price	Ex-London	MP to ex-Lon.	Ex-neg.	MP to ex-neg.	Ex-chât.	MP to ex-chât.
2023	£1,381	£1,662	-16.9%	£1,410	-2.1%	£1,175	17.5%
2022	£2,301	£2,772	-17.0%	£2,387	-3.6%	£1,868	23.2%
2021	£1,130	£1,950	-42.1%	£1,731	-34.7%	£1,434	-21.2%
2020	£1,540	£2,376	-35.2%	£2,046	-24.7%	£1,705	-9.7%
2019	£1,540	£1,746	-11.8%	£1,480	4.0%	£1,234	24.8%
2018	£1,890	£2,172	-13.0%	£1,902	-0.6%	£1,585	19.2%
2017	£1,205	£1,776	-32.2%	£1,517	-20.6%	£1,265	-4.7%
2016	£2,280	£2,100	8.6%	£1,871	21.9%	£1,559	46.2%
2015	£1,590	£1,475	7.8%	£1,299	22.4%	£1,083	46.8%
2014	£1,250	£920	35.9%	£831	50.4%	£693	80.5%
2013	£993	£860	15.5%	£768	29.4%	£641	54.8%
2012	£1,340	£960	39.6%	£806	66.3%	£735	82.4%
2011	£1,254	£995	26.0%	£966	29.8%	£821	52.7%
2010	£1,960	£2,195	-10.7%	£2,033	-3.6%	£1,694	15.7%
2009	£2,000	£2,395	-16.5%	£2,185	-8.5%	£1,821	9.8%
2008	£1,325	£895	48.0%	£826	60.4%	£690	92.0%

Prices (€/1x75)

Vintage	Market Price	Ex-London	MP to ex-Lon.	Ex-neg.	MP to ex-neg.	Ex-chât.	MP to ex-chât.
2023	€138	€163	-15.1%	€138	0.1%	€115	20.1%
2022	€230	€267	-13.8%	€230	0.0%	€180	27.8%
2021	€113	€190	-40.7%	€169	-33.1%	€140	-19.3%
2020	€154	€230	-33.0%	€198	-22.2%	€165	-6.7%
2019	€154	€163	-5.4%	€138	11.6%	€115	33.9%
2018	€189	€206	-8.1%	€180	5.0%	€150	26.0%
2017	€120	€169	-28.5%	€144	-16.3%	€120	0.4%
2016	€228	€202	12.9%	€180	26.7%	€150	52.0%
2015	€159	€157	1.5%	€138	15.2%	€115	38.3%
2014	€125	€106	17.6%	€96	30.2%	€80	56.2%
2013	€99	€89	12.2%	€79	25.7%	€66	50.5%
2012	€134	€94	42.4%	€79	69.6%	€72	86.1%
2011	€125	€103	21.8%	€100	25.4%	€85	47.5%
2010	€196	€207	-5.5%	€192	2.1%	€160	22.5%
2009	€200	€237	-15.5%	€216	-7.4%	€180	11.1%
2008	€132	€86	54.8%	€79	67.7%	€66	100.8%

