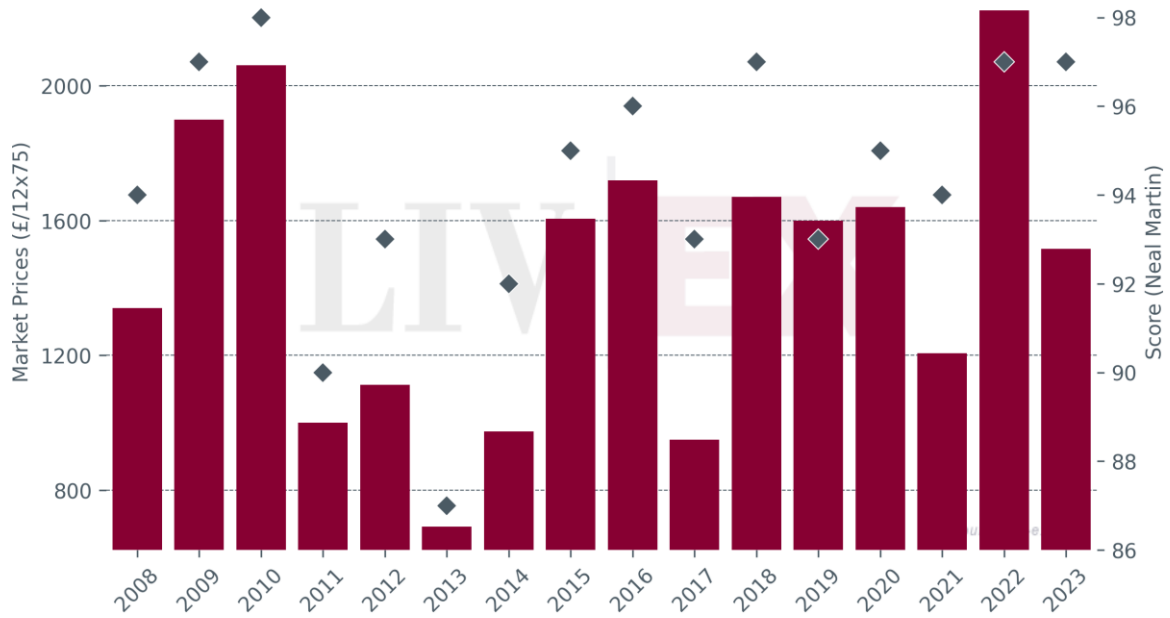


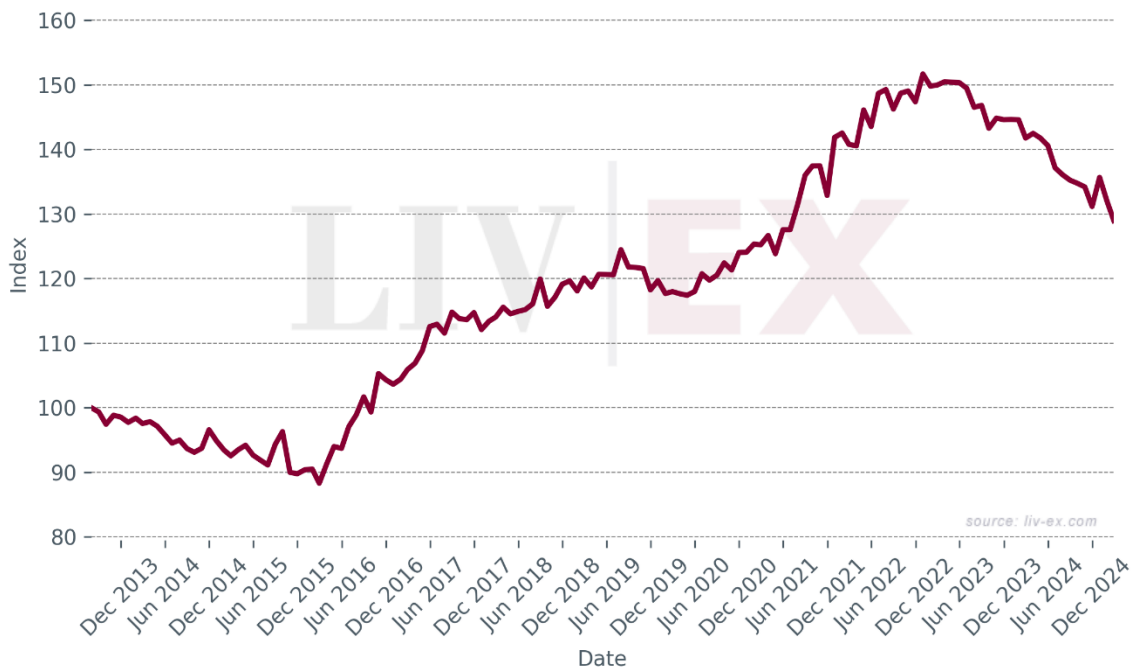
Château La Conseillante

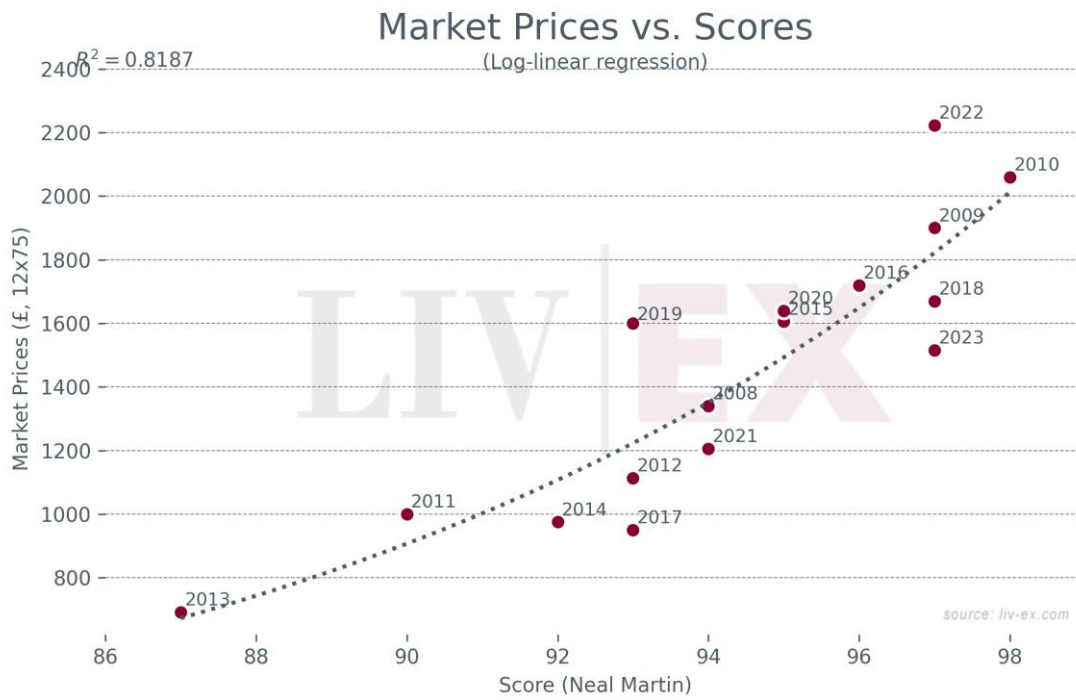
- Since January 2024, La Conseillante has accounted for 0.18% of all trade value.
- **2020** is its top-traded vintage by value, accounting for 13.0% of all La Conseillante trade value.

Market Prices and Scores of Recent Vintages



Market Price Index





Breakdown of buyer geography

	United States	United Kingdom	Europe	Asia
Past month share (%)	0.0%	9.8%	90.2%	0.0%
Past year share (%)	31.3%	7.7%	60.1%	0.8%

Prices (£/12x75)

Vintage	Market Price	Ex-London	MP to ex-Lon.	Ex-neg.	MP to ex-neg.	Ex-chât.	MP to ex-chât.
2023	£1,516	£1,788	-15.2%	£1,533	-1.1%	£1,277	18.7%
2022	£2,223	£2,652	-16.2%	£2,304	-3.5%	£1,920	15.8%
2021	£1,206	£1,884	-36.0%	£1,598	-24.5%	£1,331	-9.4%
2020	£1,640	£1,872	-12.4%	£1,612	1.7%	£1,343	22.1%
2019	£1,600	£1,516	5.5%	£1,287	24.3%	£1,073	49.2%
2018	£1,670	£2,019	-17.3%	£1,712	-2.4%	£1,426	17.1%
2017	£950	£1,476	-35.6%	£1,265	-24.9%	£1,054	-9.8%
2016	£1,720	£1,860	-7.5%	£1,559	10.3%	£1,299	32.4%
2015	£1,597	£1,230	29.8%	£1,064	50.1%	£895	78.5%
2014	£975	£640	52.3%	£571	70.6%	£476	104.8%
2013	£692	£630	9.8%	£554	24.9%	£466	48.4%
2012	£1,113	£660	68.6%	£588	89.4%	£490	127.3%
2011	£1,000	£744	34.4%	£696	43.8%	£580	72.5%
2010	£2,060	£1,675	23.0%	£1,588	29.7%	£1,323	55.7%
2009	£1,900	£1,580	20.3%	£1,396	36.1%	£1,164	63.3%
2008	£1,340	£495	170.7%	£434	208.8%	£366	266.1%

Prices (€/1x75)

Vintage	Market Price	Ex-London	MP to ex-Lon.	Ex-neg.	MP to ex-neg.	Ex-chât.	MP to ex-chât.
2023	€152	€175	-13.4%	€150	1.1%	€125	21.3%
2022	€222	€256	-13.0%	€222	0.1%	€185	20.2%
2021	€121	€184	-34.4%	€156	-22.7%	€130	-7.2%
2020	€164	€181	-9.5%	€156	5.1%	€130	26.2%
2019	€160	€141	13.2%	€120	33.3%	€100	60.0%
2018	€167	€191	-12.6%	€162	3.1%	€135	23.7%
2017	€95	€140	-32.2%	€120	-20.8%	€100	-5.0%
2016	€172	€179	-3.9%	€150	14.7%	€125	37.6%
2015	€160	€131	22.3%	€113	41.3%	€95	68.1%
2014	€98	€74	31.9%	€66	47.7%	€55	77.3%
2013	€69	€65	6.7%	€57	21.4%	€48	44.2%
2012	€111	€65	72.1%	€58	93.2%	€48	131.9%
2011	€100	€77	29.8%	€72	38.9%	€60	66.7%
2010	€206	€158	30.2%	€150	37.3%	€125	64.8%
2009	€190	€156	21.7%	€138	37.7%	€115	65.2%
2008	€134	€47	183.1%	€42	222.9%	€35	282.9%