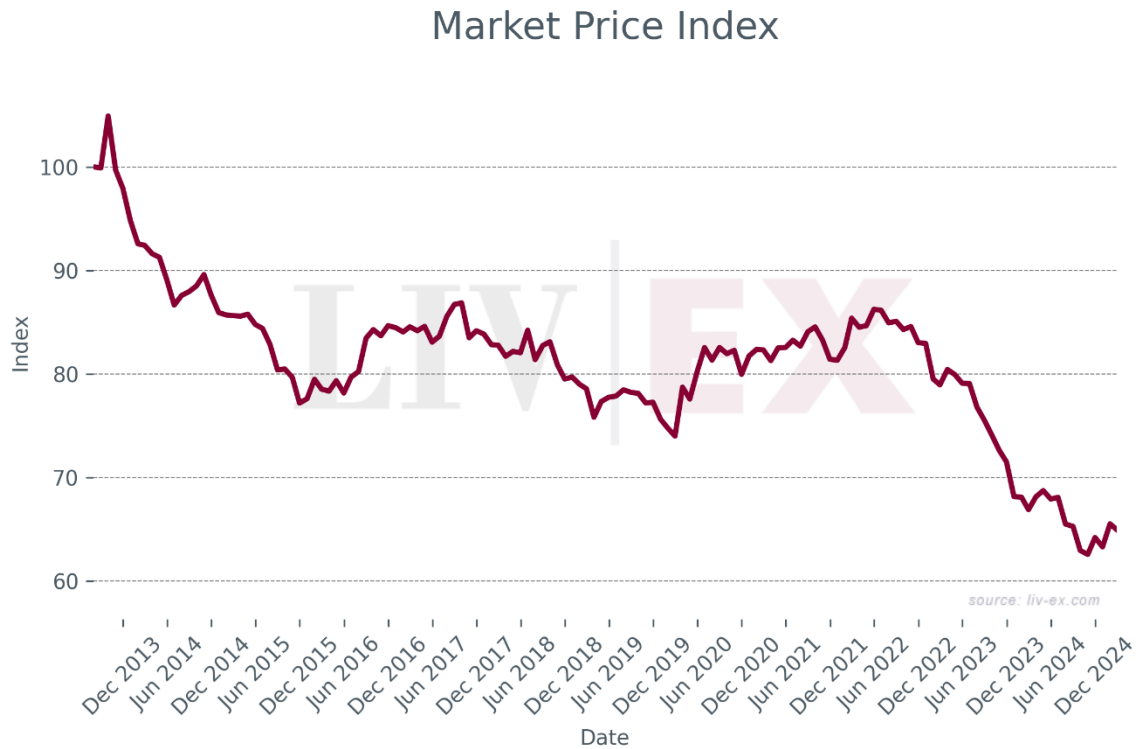
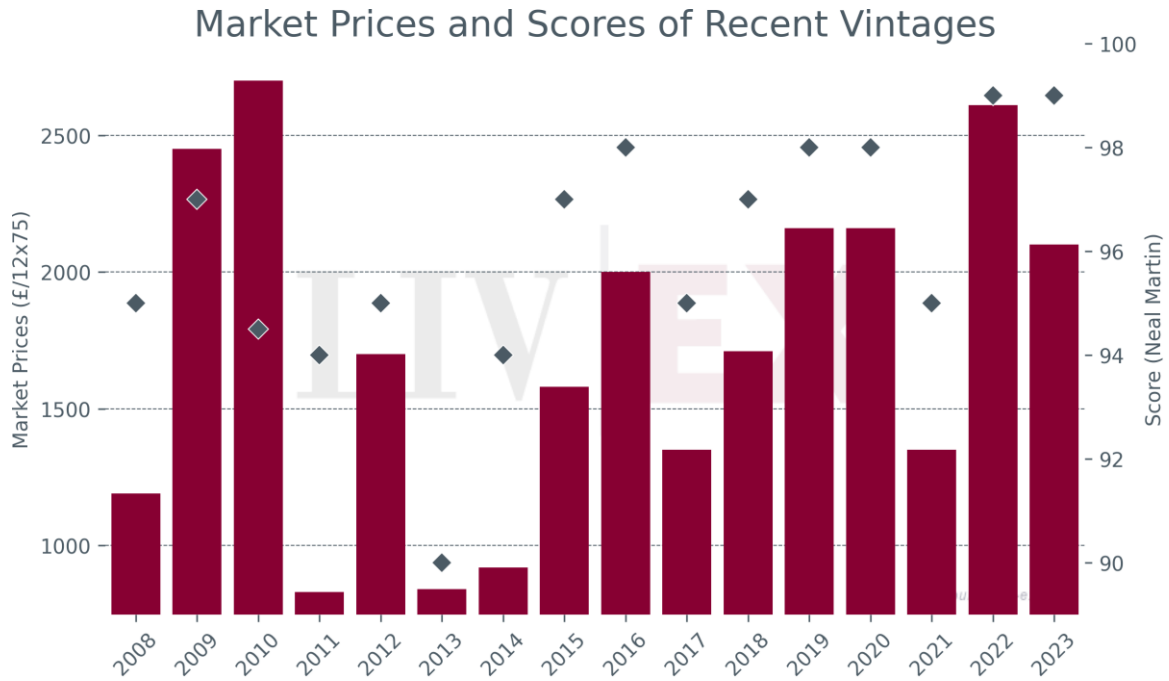
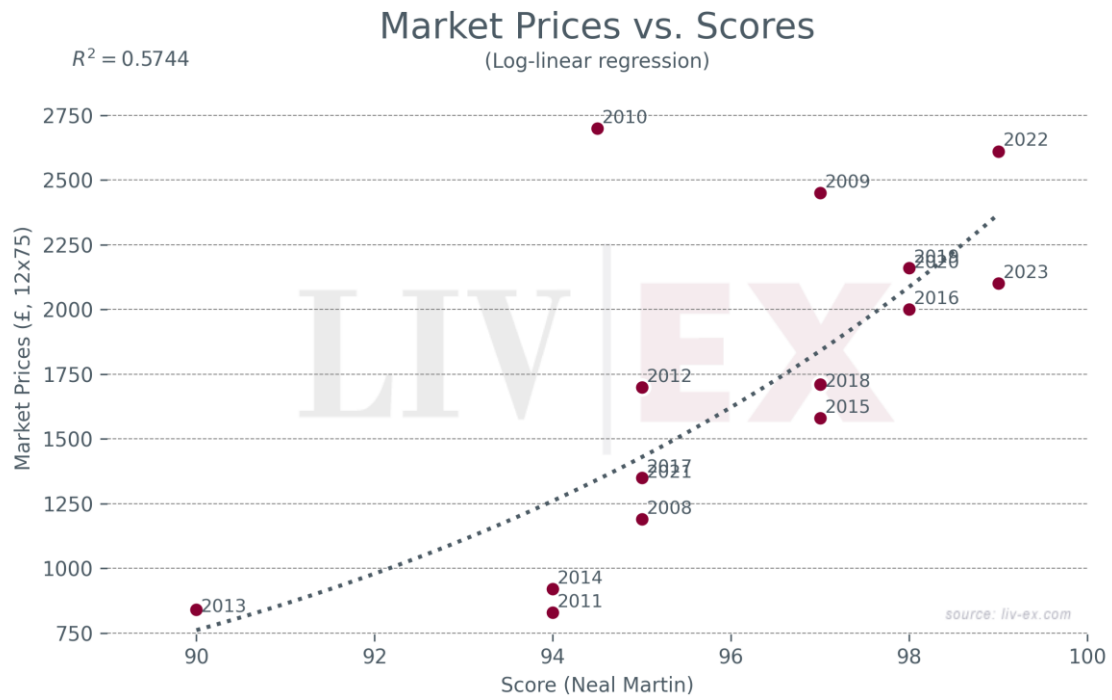


## Château L'Eglise-Clinet

- Since January 2024, l'Eglise Clinet has accounted for 0.13% of all trade value.
- **2012** is its top-traded vintage by value, accounting for 30.8% of all l'Eglise Clinet trade value.





### Breakdown of buyer geography

	United States	United Kingdom	Europe	Asia
Past month share (%)	26.0%	41.9%	32.2%	0.0%
Past year share (%)	32.9%	31.8%	28.3%	7.1%

## Prices (£/12x75)

Vintage	Market Price	Ex-London	MP to ex-Lon.	Ex-neg.	MP to ex-neg.	Ex-chât.	MP to ex-chât.
<a href="#">2023</a>	£2,101	£2,508	-16.2%	£2,146	-2.1%	£1,788	17.5%
<a href="#">2022</a>	£2,611	£3,108	-16.0%	£2,699	-3.2%	£2,232	17.0%
<a href="#">2021</a>	£1,350	£2,500	-46.0%	£2,151	-37.2%	£1,792	-24.7%
<a href="#">2020</a>	£2,160	£2,811	-23.2%	£2,418	-10.7%	£2,015	7.2%
<a href="#">2019</a>	£2,160	£2,590	-16.6%	£2,188	-1.3%	£1,824	18.5%
<a href="#">2018</a>	£1,710	£2,616	-34.6%	£2,219	-22.9%	-	-
<a href="#">2017</a>	£1,350	£2,064	-34.6%	£1,770	-23.7%	£1,475	-8.5%
<a href="#">2016</a>	£2,000	£2,740	-27.0%	£2,339	-14.5%	£1,923	4.0%
<a href="#">2015</a>	£1,580	£1,900	-16.8%	£1,695	-6.8%	£1,412	11.9%
<a href="#">2014</a>	£920	£1,300	-29.2%	£1,143	-19.5%	£952	-3.4%
<a href="#">2013</a>	£750	£1,042	-28.0%	£1,030	-27.2%	£875	-14.2%
<a href="#">2012</a>	£1,700	£1,460	16.4%	£1,275	33.3%	£1,061	60.2%
<a href="#">2011</a>	£830	£1,150	-27.8%	£966	-14.1%	£821	1.1%
<a href="#">2010</a>	£2,700	£3,250	-16.9%	£2,922	-7.6%	£2,435	10.9%
<a href="#">2009</a>	£2,450	£3,500	-30.0%	£2,792	-12.3%	£2,327	5.3%
<a href="#">2008</a>	£1,180	£850	38.8%	£732	61.2%	£627	88.1%

## Prices (€/1x75)

Vintage	Market Price	Ex-London	MP to ex-Lon.	Ex-neg.	MP to ex-neg.	Ex-chât.	MP to ex-chât.
<a href="#">2023</a>	€210	€245	-14.4%	€210	0.0%	€175	20.1%
<a href="#">2022</a>	€261	€299	-12.8%	€260	0.4%	€215	21.4%
<a href="#">2021</a>	€135	€244	-44.7%	€210	-35.7%	€175	-22.9%
<a href="#">2020</a>	€216	€272	-20.6%	€234	-7.7%	€195	10.8%
<a href="#">2019</a>	€216	€241	-10.5%	€204	5.9%	€170	27.1%
<a href="#">2018</a>	€171	€248	-30.9%	€210	-18.6%	-	-
<a href="#">2017</a>	€135	€196	-31.1%	€168	-19.6%	€140	-3.6%
<a href="#">2016</a>	€200	€264	-24.1%	€225	-11.1%	€185	8.1%
<a href="#">2015</a>	€158	€202	-21.7%	€180	-12.2%	€150	5.3%
<a href="#">2014</a>	€92	€150	-38.7%	€132	-30.3%	€110	-16.4%
<a href="#">2013</a>	€75	€107	-30.1%	€106	-29.2%	€90	-16.7%
<a href="#">2012</a>	€170	€143	18.8%	€125	36.0%	€104	63.5%
<a href="#">2011</a>	€83	€119	-30.3%	€100	-17.0%	€85	-2.4%
<a href="#">2010</a>	€270	€307	-12.1%	€276	-2.2%	€230	17.4%
<a href="#">2009</a>	€245	€346	-29.2%	€276	-11.2%	€230	6.5%
<a href="#">2008</a>	€118	€81	45.2%	€70	68.6%	€60	96.7%

