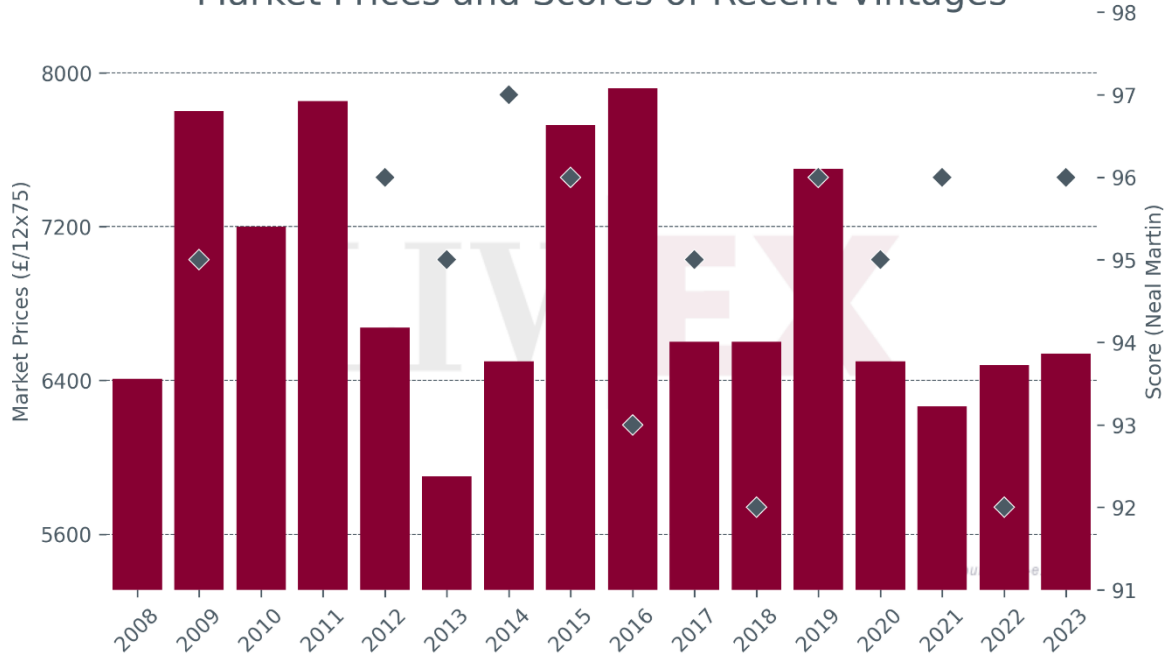


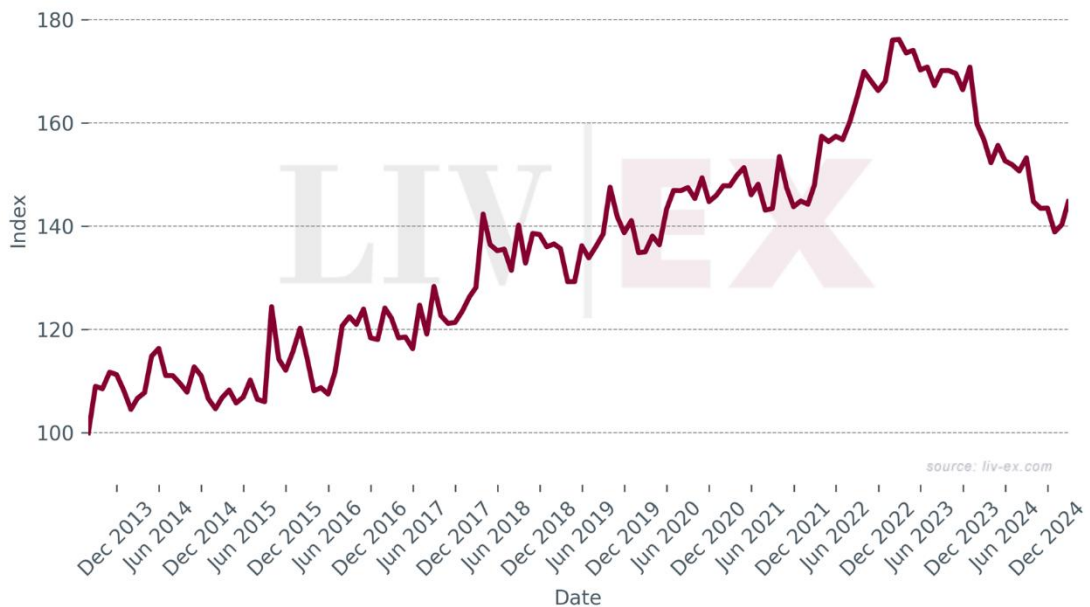
Château Haut-Brion Blanc

- Since January 2024, Haut-Brion Blanc has accounted for 0.11% of all trade value, making it by far the top-traded dry Bordeaux white wine

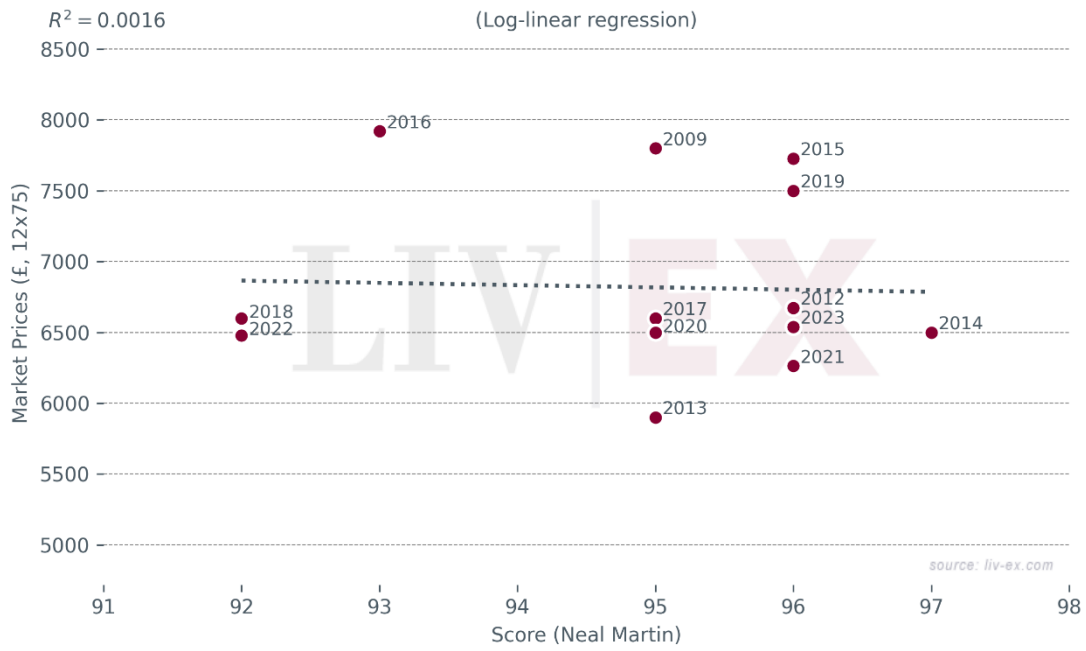
Market Prices and Scores of Recent Vintages



Market Price index



Market Prices vs. Scores



Breakdown of buyer geography

	United States	United Kingdom	Europe	Asia
Past month share (%)	100.0%	0.0%	0.0%	0.0%
Past year share (%)	21.5%	31.9%	22.1%	24.5%

Prices (£/12x75)

Vintage	Market Price	Ex-London	MP to ex-Lon.	Ex-neg.	MP to ex-neg.	Ex-chât.	MP to ex-chât.
2023	£6,540	£6,540	0.0%	£5,518	18.5%	£4,598	42.2%
2022	£6,480	£7,200	-10.0%	£6,228	4.1%	£5,190	24.9%
2021	£6,318	£7,320	-13.7%	£6,144	2.8%	£5,120	23.4%
2020	£6,500	£7,200	-9.7%	£6,199	4.9%	£5,166	25.8%
2019	£7,500	£6,720	11.6%	-	-	-	-
2018	£6,600	£7,300	-9.6%	£6,340	4.1%	£5,283	24.9%
2017	£6,600	£7,300	-9.6%	£6,323	4.4%	£5,269	25.3%
2016	£7,921	-	-	£6,237	27.0%	£5,197	52.4%
2015	£7,728	£6,400	20.8%	£5,650	36.8%	£4,708	64.1%
2014	£6,500	£5,900	10.2%	-	-	-	-
2013	£5,900	£6,600	-10.6%	£5,830	1.2%	£4,859	21.4%
2012	£8,664	£6,900	25.6%	£6,121	41.5%	£5,101	69.8%
2011	£7,852	£6,500	20.8%	£5,796	35.5%	-	-
2010	£7,200	£7,390	-2.6%	-	-	£7,940	-9.3%
2009	£7,800	-	-	-	-	£12,141	-35.8%
2008	£6,407	£2,900	120.9%	-	-	-	-

Prices (€/1x75)

Vintage	Market Price	Ex-London	MP to ex-Lon.	Ex-neg.	MP to ex-neg.	Ex-chât.	MP to ex-chât.
2023	€654	€640	2.2%	€540	21.1%	€450	45.3%
2022	€648	€694	-6.6%	€600	8.0%	€500	29.6%
2021	€632	€715	-11.6%	€600	5.3%	€500	26.4%
2020	€650	€697	-6.7%	€600	8.3%	€500	30.0%
2019	€750	€626	19.7%	-	-	-	-
2018	€660	€691	-4.5%	€600	10.0%	€500	32.0%
2017	€660	€693	-4.7%	€600	10.0%	€500	32.0%
2016	€792	-	-	€600	32.0%	€500	58.4%
2015	€773	€680	13.7%	€600	28.8%	€500	54.6%
2014	€650	€681	-4.6%	-	-	-	-
2013	€590	€679	-13.1%	€600	-1.7%	€500	18.0%
2012	€866	€676	28.1%	€600	44.4%	€500	73.3%
2011	€785	€673	16.7%	€600	30.9%	-	-
2010	€720	€698	3.1%	-	-	€750	-4.0%
2009	€780	-	-	-	-	€1,200	-35.0%
2008	€641	€277	131.0%	-	-	-	-

