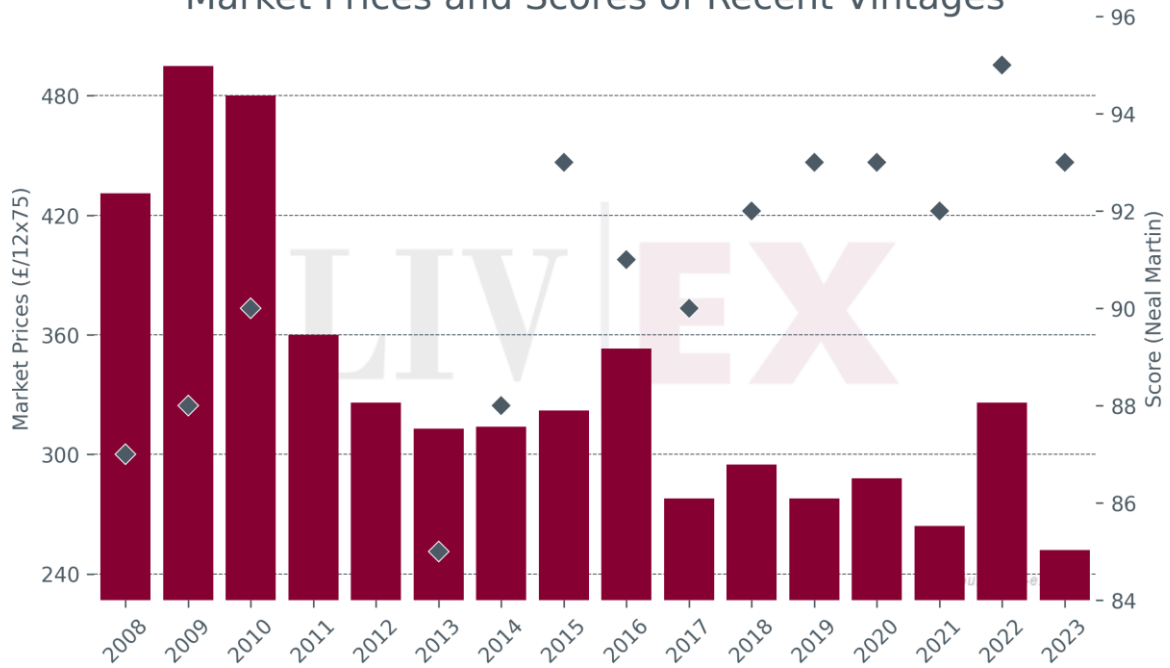


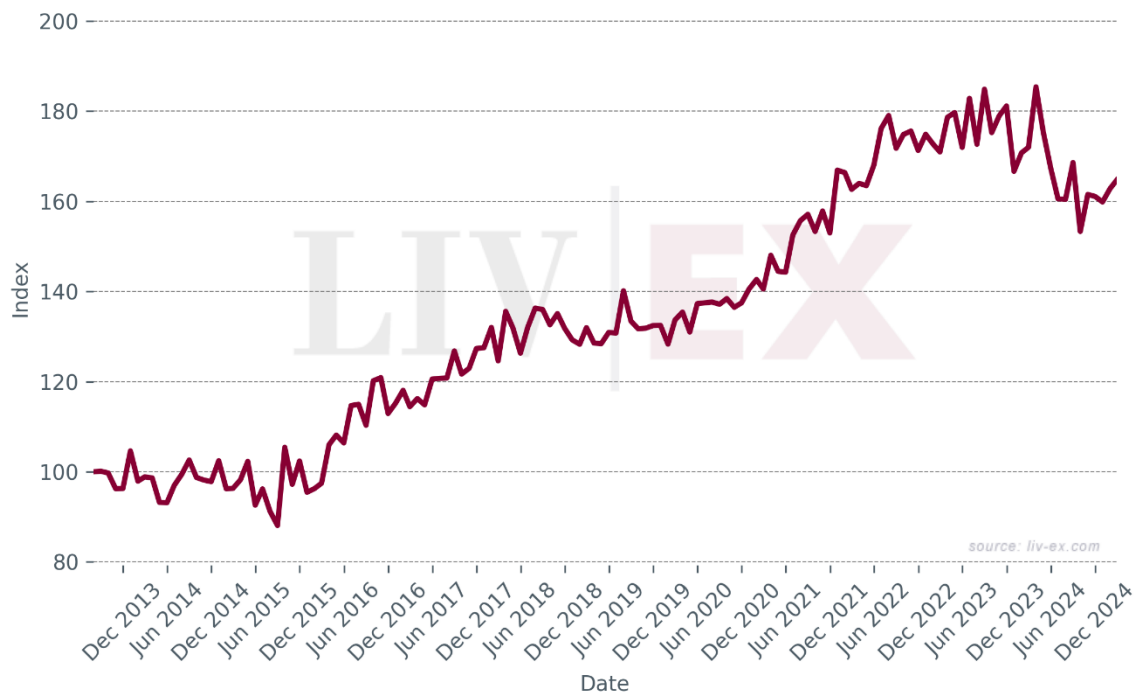
Château Haut-Bages Liberal

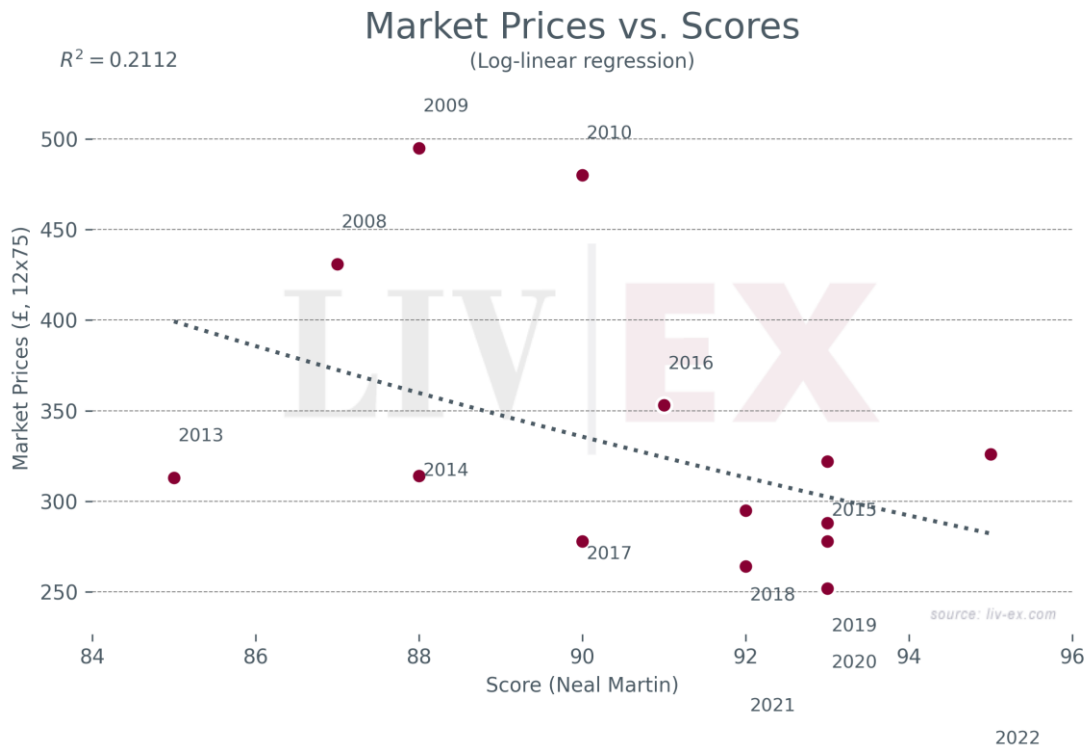
- Since January 2024 Haut-Bages Liberal has accounted for 0.005% of all trade value.

Market Prices and Scores of Recent Vintages



Market Price Index





Breakdown of buyer geography

	United States	United Kingdom	Europe	Asia
Past month share (%)	0.0%	100.0%	0.0%	0.0%
Past year share (%)	12.5%	24.9%	21.4%	41.2%

Prices (£/12x75)

Vintage	Market Price	Ex-London	MP to ex-Lon.	Ex-neg.	MP to ex-neg.	Ex-chât.	MP to ex-chât.
2023	£252	£268	-6.0%	£258	-2.1%	£215	17.4%
2022	£325	£402	-19.2%	£337	-3.7%	-	-
2021	£255	£324	-21.3%	£270	-5.7%	£225	13.2%
2020	£280	£311	-10.0%	£273	2.7%	£227	23.2%
2019	£278	£285	-2.5%	£245	13.7%	£204	36.4%
2018	£295	£366	-19.4%	£314	-6.0%	£262	12.6%
2017	£275	£336	-18.2%	£291	-5.4%	£242	13.5%
2016	£353	£380	-7.1%	£337	4.8%	-	-
2015	£322	£284	13.4%	£249	29.5%	£207	55.4%
2014	£300	£220	36.4%	£197	52.6%	£164	82.4%
2013	£313	£220	42.3%	£192	62.7%	£160	95.2%
2012	£421	£235	79.1%	£218	92.8%	£168	150.1%
2011	£360	£250	44.0%	£220	63.4%	£220	63.4%
2010	£480	£320	50.0%	£291	64.9%	-	-
2009	£495	£285	73.7%	£248	99.7%	-	-
2008	£430	£180	138.9%	£157	174.2%	£132	226.4%

Prices (€/1x75)

Vintage	Market Price	Ex-London	MP to ex-Lon.	Ex-neg.	MP to ex-neg.	Ex-chât.	MP to ex-chât.
2023	€25	€26	-3.9%	€25	0.0%	€21	20.0%
2022	€32	€39	-16.1%	€32	0.0%	-	-
2021	€26	€32	-19.4%	€26	-3.4%	€22	15.9%
2020	€28	€30	-7.0%	€26	6.1%	€22	27.3%
2019	€28	€27	4.6%	€23	21.9%	€19	46.3%
2018	€30	€35	-14.8%	€30	-0.7%	€25	19.0%
2017	€28	€32	-13.8%	€28	-0.4%	€23	19.6%
2016	€35	€37	-3.4%	€32	9.0%	-	-
2015	€32	€30	6.8%	€26	22.0%	€22	46.4%
2014	€30	€25	18.1%	€23	32.2%	€19	57.9%
2013	€31	€23	38.2%	€20	58.1%	€16	89.7%
2012	€42	€23	82.8%	€21	96.7%	€16	155.2%
2011	€36	€26	39.1%	€23	57.9%	€23	57.9%
2010	€48	€30	58.8%	€28	74.5%	-	-
2009	€50	€28	75.7%	€24	102.0%	-	-
2008	€43	€17	149.8%	€15	186.7%	€13	241.3%

