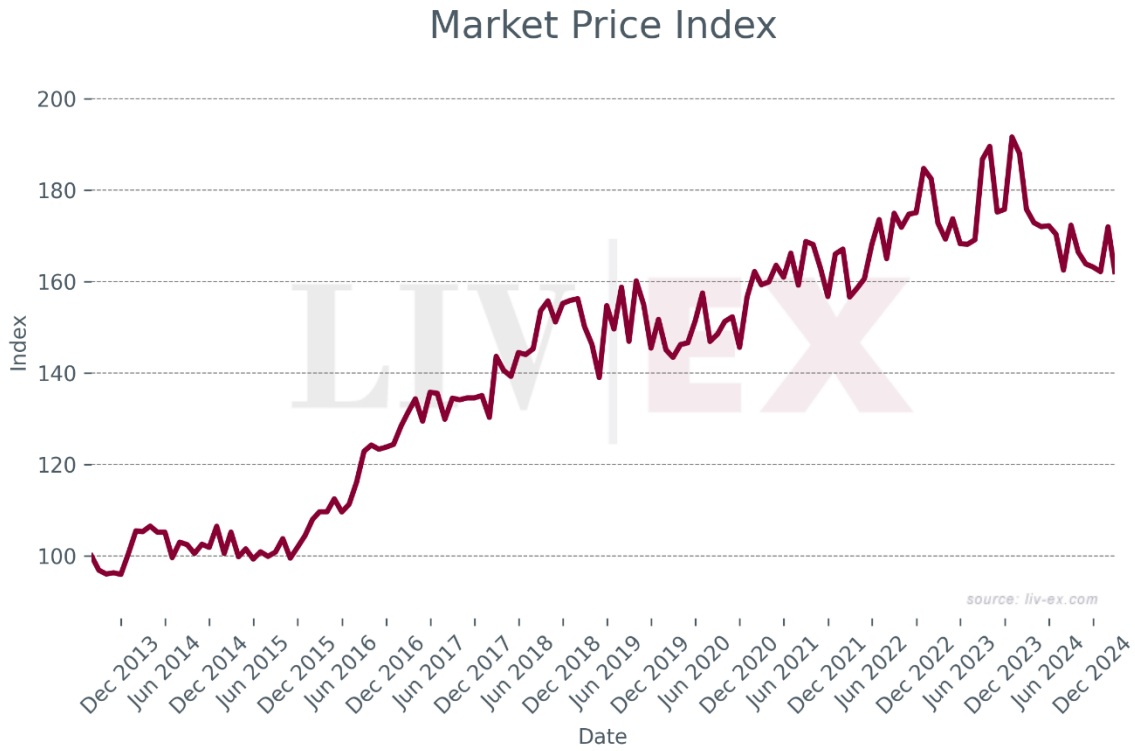
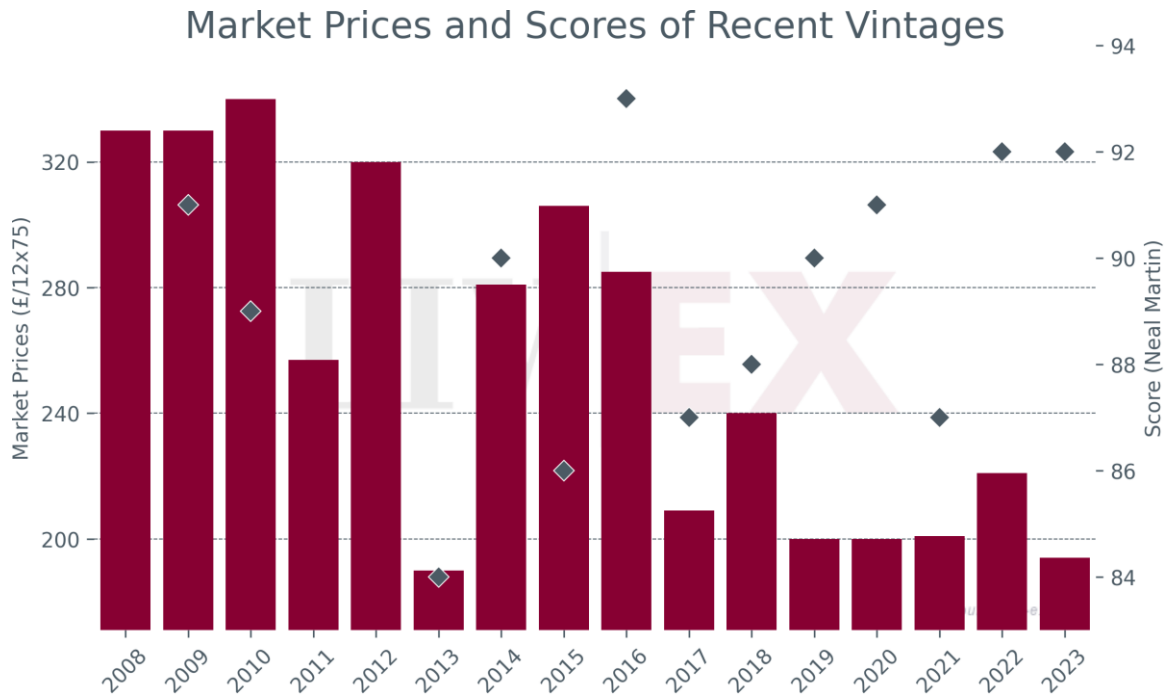
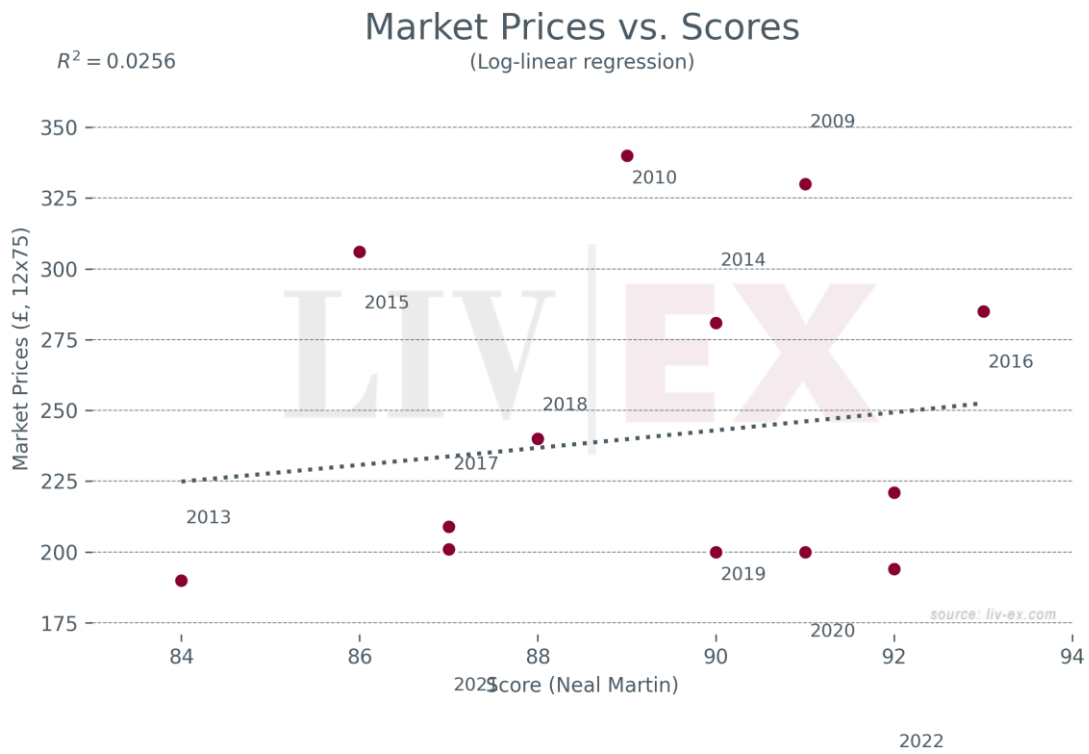


# Château Chasse-Spleen

- Since January 2024, La Chasse Spleen has accounted for 0.003% of all trade value.





### Breakdown of buyer geography

	United States	United Kingdom	Europe	Asia
Past month share (%)	-	-	-	-
Past year share (%)	13.3%	36.2%	50.6%	0.0%

## Prices (£/12x75)

Vintage	Market Price	Ex-London	MP to ex-Lon.	Ex-neg.	MP to ex-neg.	Ex-chât.	MP to ex-chât.
<a href="#">2023</a>	£194	£250	-22.4%	£196	-1.1%	£163	18.7%
<a href="#">2022</a>	£221	£293	-24.6%	£249	-11.3%	£208	6.5%
<a href="#">2021</a>	£201	£265	-24.2%	£225	-10.6%	£187	7.3%
<a href="#">2020</a>	£200	£240	-16.7%	£206	-2.7%	£172	16.6%
<a href="#">2019</a>	£200	£240	-16.7%	£206	-2.9%	£172	16.5%
<a href="#">2018</a>	£240	£294	-18.4%	£254	-5.4%	£211	13.6%
<a href="#">2017</a>	£209	£260	-19.6%	£221	-5.6%	£184	13.3%
<a href="#">2016</a>	£285	£258	10.5%	£225	26.9%	£187	52.3%
<a href="#">2015</a>	£306	£205	49.3%	£181	69.3%	£151	103.1%
<a href="#">2014</a>	£281	£175	60.6%	£151	86.5%	£123	128.6%
<a href="#">2013</a>	£190	-	-	£157	20.7%	£131	44.8%
<a href="#">2012</a>	£320	£195	64.1%	£171	86.7%	-	-
<a href="#">2011</a>	£257	£195	31.8%	£171	50.3%	£171	50.3%
<a href="#">2010</a>	£340	£210	61.9%	£191	78.4%	-	-
<a href="#">2009</a>	£330	£199	65.8%	£170	94.1%	-	-
<a href="#">2008</a>	£330	£165	100.0%	£141	133.8%	-	-

## Prices (€/1x75)

Vintage	Market Price	Ex-London	MP to ex-Lon.	Ex-neg.	MP to ex-neg.	Ex-chât.	MP to ex-chât.
<a href="#">2023</a>	€19	€24	-20.7%	€19	1.0%	€16	21.2%
<a href="#">2022</a>	€22	€28	-21.7%	€24	-7.9%	€20	10.5%
<a href="#">2021</a>	€20	€26	-22.3%	€22	-8.4%	€18	9.8%
<a href="#">2020</a>	€20	€23	-13.9%	€20	0.5%	€17	20.5%
<a href="#">2019</a>	€20	€22	-10.6%	€19	4.2%	€16	25.0%
<a href="#">2018</a>	€24	€28	-13.7%	€24	0.0%	€20	20.0%
<a href="#">2017</a>	€21	€25	-15.3%	€21	-0.5%	€18	19.4%
<a href="#">2016</a>	€28	€25	14.8%	€22	31.9%	€18	58.3%
<a href="#">2015</a>	€31	€22	40.6%	€19	59.4%	€16	91.3%
<a href="#">2014</a>	€28	€20	39.0%	€17	61.5%	€14	97.9%
<a href="#">2013</a>	€19	-	-	€16	17.3%	€14	40.7%
<a href="#">2012</a>	€32	€19	67.4%	€17	90.5%	-	-
<a href="#">2011</a>	€26	€20	27.3%	€18	45.2%	€18	45.2%
<a href="#">2010</a>	€34	€20	71.4%	€18	88.9%	-	-
<a href="#">2009</a>	€33	€20	67.8%	€17	96.4%	-	-
<a href="#">2008</a>	€33	€16	109.1%	€14	144.4%	-	-