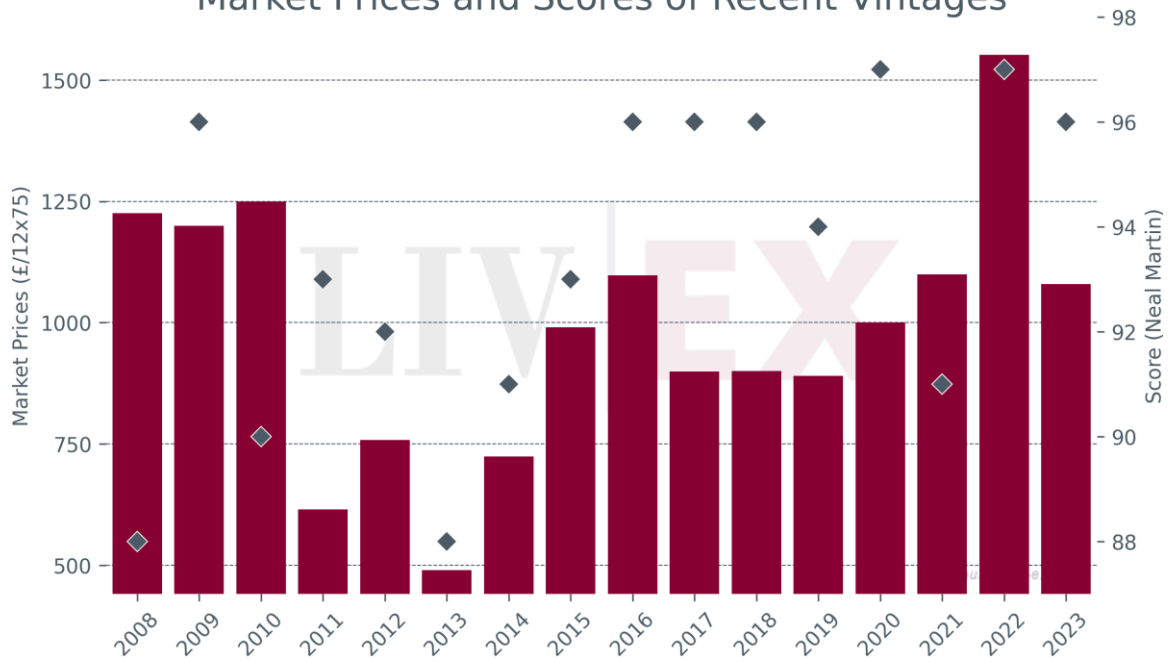


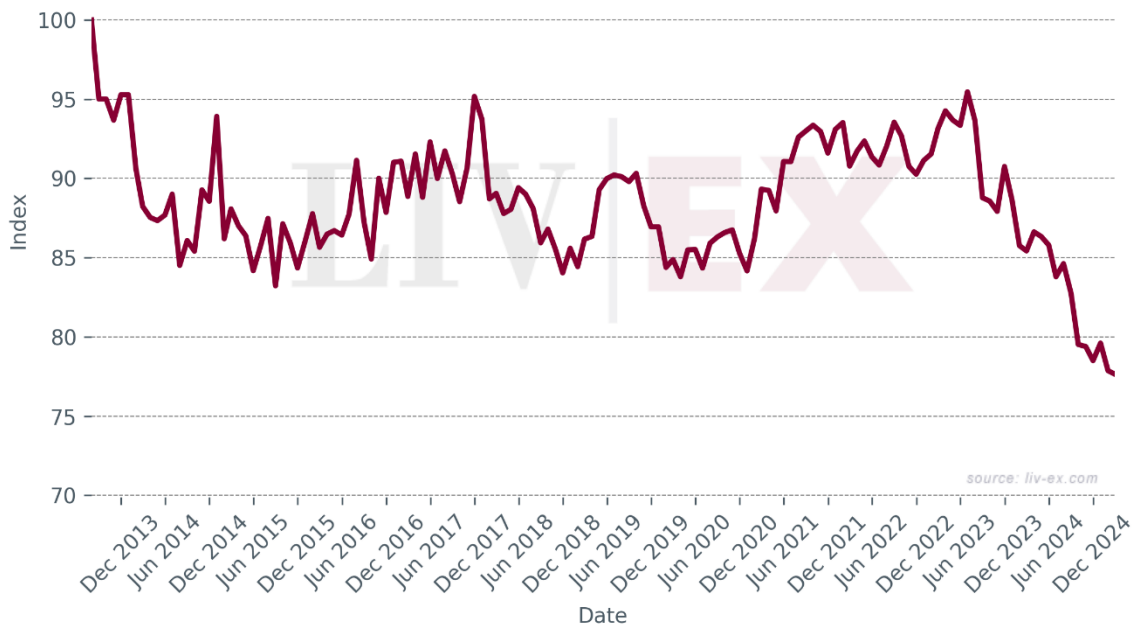
Château Belair-Monange

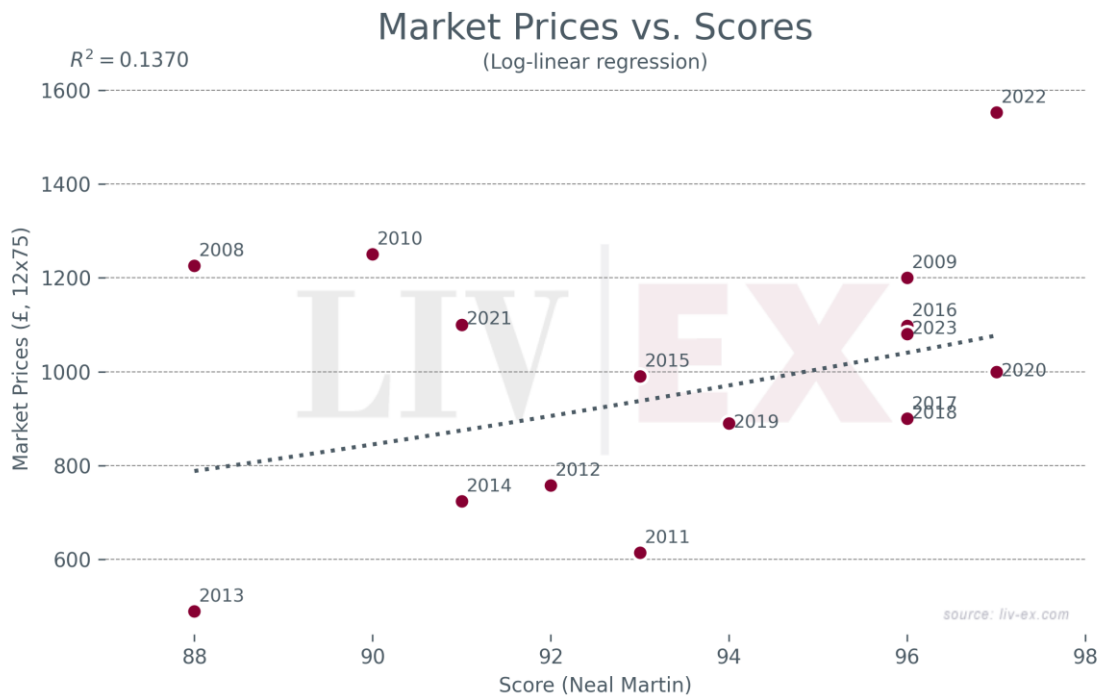
- Since January 2024, Belair-Monange has accounted for 0.04% of all trade value.

Market Prices and Scores of Recent Vintages



Market Price Index





Breakdown of buyer geography

	United States	United Kingdom	Europe	Asia
Past month share (%)	0.0%	18.9%	81.1%	0.0%
Past year share (%)	68.2%	13.8%	18.1%	0.0%

Prices (£/12x75)

Vintage	Market Price	Ex-London	MP to ex-Lon.	Ex-neg.	MP to ex-neg.	Ex-chât.	MP to ex-chât.
2023	£1,080	£1,180	-8.5%	£920	17.4%	-	-
2022	£1,552	£1,700	-8.7%	£1,349	15.0%	-	-
2021	£1,100	£1,350	-18.5%	£602	82.7%	£502	119.2%
2020	£1,000	£1,450	-31.0%	-	-	-	-
2019	£890	£1,260	-29.4%	£912	-2.4%	£759	17.2%
2018	£900	£1,400	-35.7%	£1,004	-10.3%	£835	7.8%
2017	£899	£1,180	-23.8%	-	-	-	-
2016	£1,098	£1,320	-16.8%	-	-	-	-
2015	£990	£1,100	-10.0%	-	-	-	-
2014	£724	£790	-8.4%	-	-	-	-
2013	£490	£648	-24.4%	-	-	-	-
2012	£752	£750	0.3%	-	-	-	-
2011	£615	£740	-16.9%	-	-	-	-
2010	£1,250	£1,160	7.8%	-	-	-	-
2009	£1,200	-	-	-	-	-	-
2008	£1,226	£900	36.2%	-	-	-	-

Prices (€/1x75)

Vintage	Market Price	Ex-London	MP to ex-Lon.	Ex-neg.	MP to ex-neg.	Ex-chât.	MP to ex-chât.
2023	€108	€115	-6.5%	€90	20.0%	-	-
2022	€155	€164	-5.2%	€130	19.4%	-	-
2021	€110	€132	-16.6%	€59	87.1%	€49	124.5%
2020	€100	€140	-28.7%	-	-	-	-
2019	€89	€117	-24.2%	€85	4.7%	€71	25.7%
2018	€90	€132	-32.1%	€95	-5.3%	€79	13.9%
2017	€90	€112	-19.7%	-	-	-	-
2016	€110	€127	-13.5%	-	-	-	-
2015	€99	€117	-15.3%	-	-	-	-
2014	€72	€91	-20.7%	-	-	-	-
2013	€49	€67	-26.5%	-	-	-	-
2012	€75	€74	2.3%	-	-	-	-
2011	€62	€77	-19.7%	-	-	-	-
2010	€125	€110	14.1%	-	-	-	-
2009	€120	-	-	-	-	-	-
2008	€123	€86	42.4%	-	-	-	-