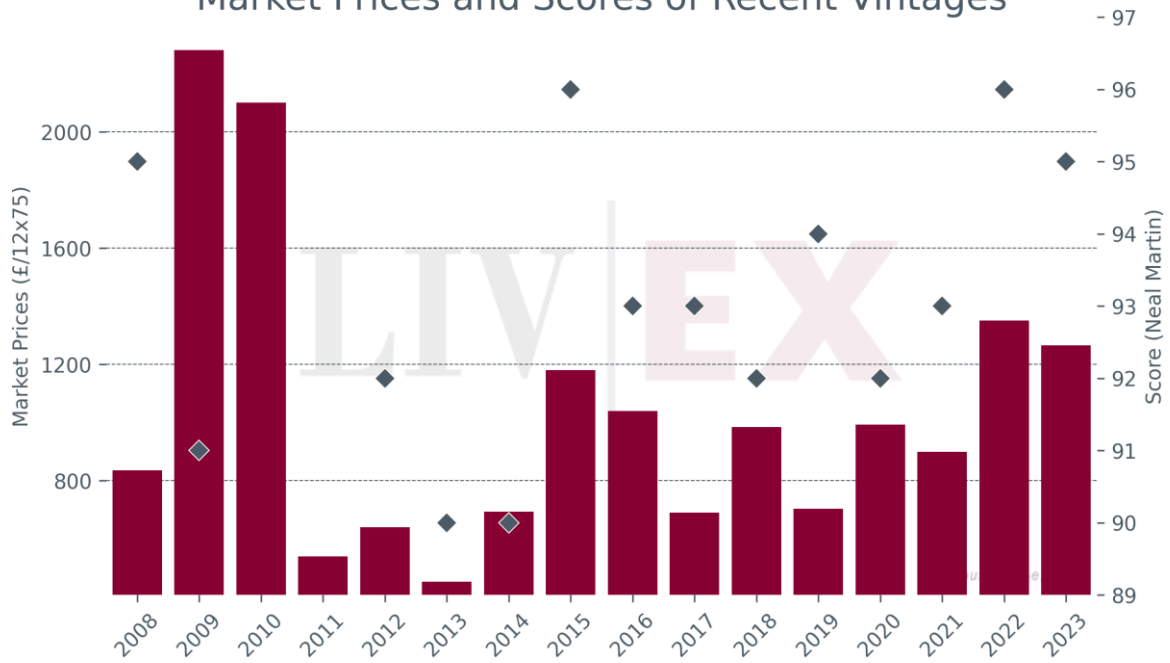


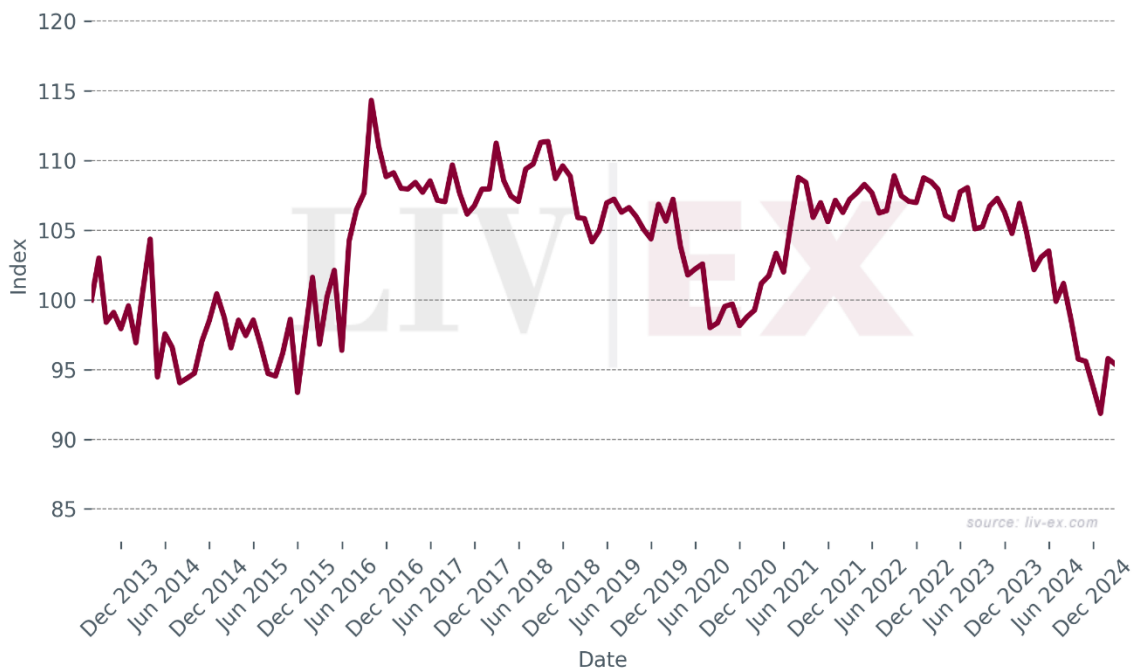
# Château Beausejour (Duffau-Lagarrosse)

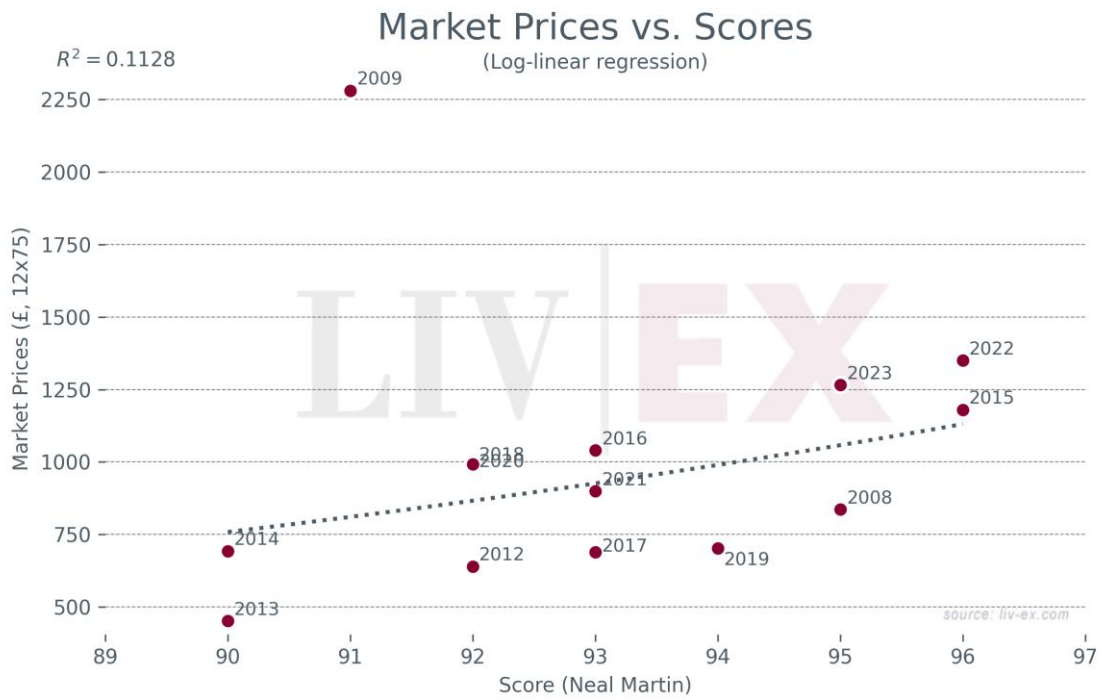
- Since January 2024, Beausejour Duffau-Lagarrosse has accounted for 0.02% of all trade value.

## Market Prices and Scores of Recent Vintages



## Market Price Index





### Breakdown of buyer geography

	United States	United Kingdom	Europe	Asia
Past month share (%)	-	-	-	-
Past year share (%)	49.3%	29.1%	13.5%	8.1%

## Prices (£/12x75)

Vintage	Market Price	Ex-London	MP to ex-Lon.	Ex-neg.	MP to ex-neg.	Ex-chât.	MP to ex-chât.
<a href="#">2023</a>	£1,265	£1,284	-1.5%	£1,104	14.6%	£920	37.6%
<a href="#">2022</a>	£1,350	£1,440	-6.2%	£1,246	8.4%	£1,038	30.1%
<a href="#">2021</a>	£899	£1,080	-16.8%	£922	-2.5%	£768	17.0%
<a href="#">2020</a>	£992	£1,080	-8.1%	£930	6.7%	£775	28.0%
<a href="#">2019</a>	£703	£986	-28.7%	£837	-16.0%	£697	0.8%
<a href="#">2018</a>	£985	£1,100	-10.5%	£951	3.6%	£792	24.3%
<a href="#">2017</a>	£690	£930	-25.8%	£797	-13.4%	£664	3.9%
<a href="#">2016</a>	£1,040	£1,026	1.4%	£873	19.1%	£728	42.9%
<a href="#">2015</a>	£1,180	£750	57.3%	£678	74.0%	£565	108.9%
<a href="#">2014</a>	£693	£525	32.0%	£468	48.2%	£390	77.9%
<a href="#">2013</a>	£452	£500	-9.6%	£443	2.0%	£369	22.4%
<a href="#">2012</a>	£640	£540	18.5%	£490	30.7%	£408	56.8%
<a href="#">2011</a>	£540	£540	0.0%	£487	10.9%	£406	33.1%
<a href="#">2010</a>	£2,100	£2,100	0.0%	£1,905	10.2%	£1,588	32.2%
<a href="#">2009</a>	£2,280	£850	168.2%	£668	241.4%	£556	309.7%
<a href="#">2008</a>	£836	£267	213.1%	£220	280.7%	£183	356.9%

## Prices (€/1x75)

Vintage	Market Price	Ex-London	MP to ex-Lon.	Ex-neg.	MP to ex-neg.	Ex-chât.	MP to ex-chât.
<a href="#">2023</a>	€126	€126	0.7%	€108	17.1%	€90	40.6%
<a href="#">2022</a>	€135	€139	-2.7%	€120	12.5%	€100	35.0%
<a href="#">2021</a>	€90	€105	-14.8%	€90	-0.1%	€75	19.9%
<a href="#">2020</a>	€99	€105	-5.1%	€90	10.2%	€75	32.3%
<a href="#">2019</a>	€70	€92	-23.5%	€78	-9.9%	€65	8.2%
<a href="#">2018</a>	€98	€104	-5.4%	€90	9.4%	€75	31.3%
<a href="#">2017</a>	€69	€88	-21.8%	€76	-8.7%	€63	9.5%
<a href="#">2016</a>	€104	€99	5.4%	€84	23.8%	€70	48.6%
<a href="#">2015</a>	€118	€80	48.2%	€72	63.9%	€60	96.7%
<a href="#">2014</a>	€69	€61	14.3%	€54	28.3%	€45	54.0%
<a href="#">2013</a>	€45	€51	-12.2%	€46	-0.9%	€38	18.9%
<a href="#">2012</a>	€64	€53	20.9%	€48	33.3%	€40	60.0%
<a href="#">2011</a>	€54	€56	-3.4%	€50	7.1%	€42	28.6%
<a href="#">2010</a>	€210	€198	5.9%	€180	16.7%	€150	40.0%
<a href="#">2009</a>	€228	€84	171.4%	€66	245.5%	€55	314.5%
<a href="#">2008</a>	€84	€26	227.4%	€21	298.1%	€18	377.7%