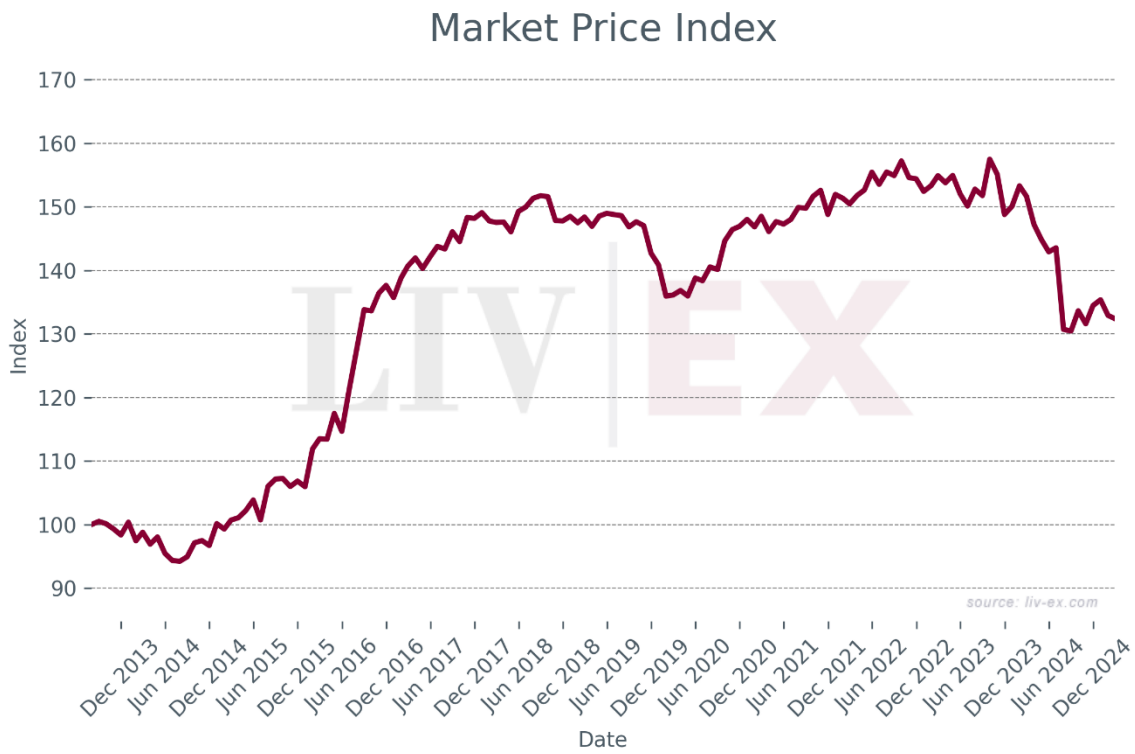
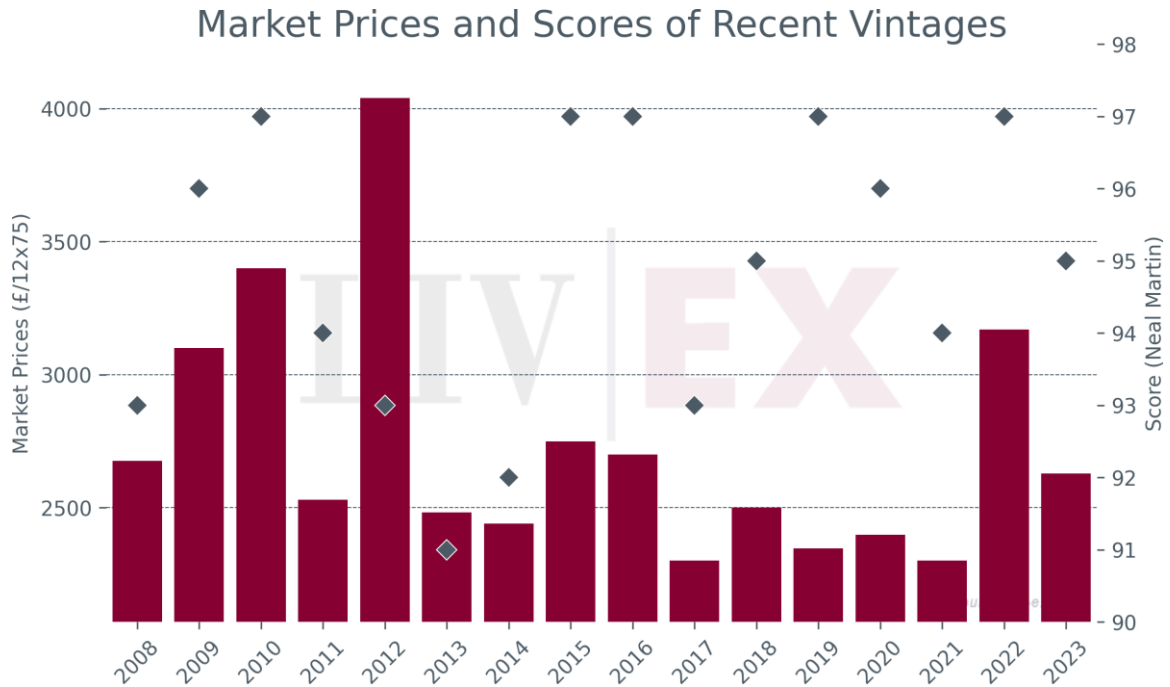
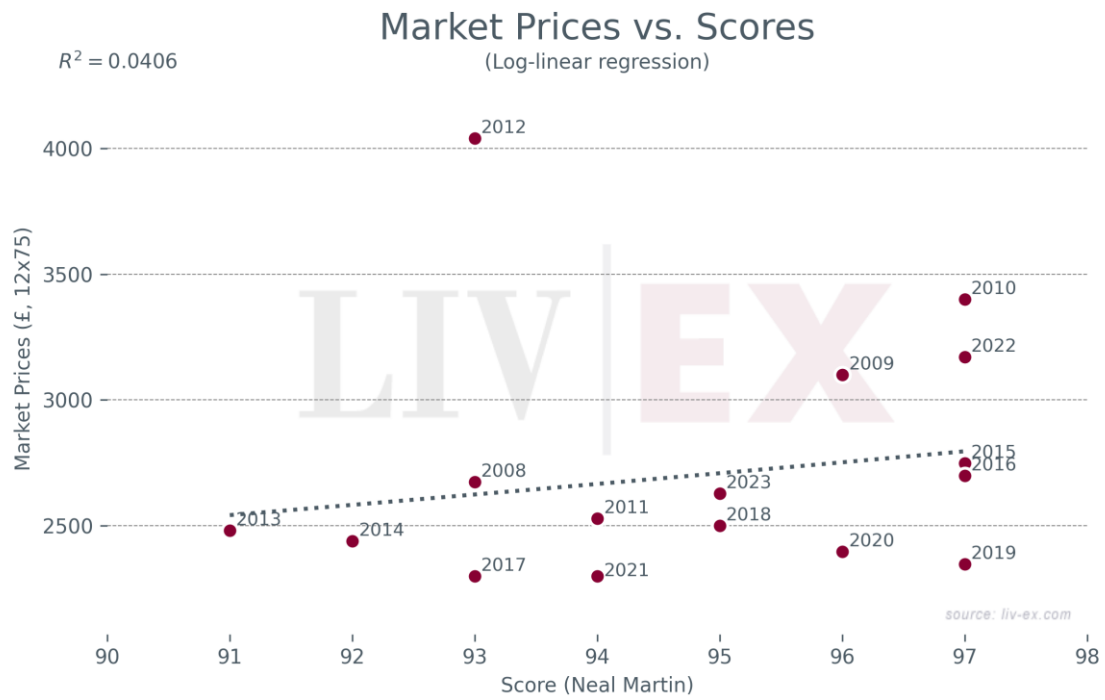


Château Angelus

- Since January 2024, Angelus has accounted for 0.75% of all trade value.
- **2012** is its top-traded vintage by value, accounting for 20.7% of all Angelus trade value.





Breakdown of buyer geography

	United States	United Kingdom	Europe	Asia
Past month share (%)	15.6%	0.0%	67.3%	17.2%
Past year share (%)	18.6%	15.2%	50.5%	15.7%

Prices (£/12x75)

Vintage	Market Price	Ex-London	MP to ex-Lon.	Ex-neg.	MP to ex-neg.	Ex-chât.	MP to ex-chât.
2023	£2,628	£3,120	-15.8%	£2,657	-1.1%	£2,197	19.6%
2022	£3,170	£4,296	-26.2%	£3,633	-12.7%	£3,010	5.3%
2021	£2,300	£3,121	-26.3%	£2,714	-15.2%	£2,253	2.1%
2020	£2,397	£3,048	-21.4%	£2,686	-10.8%	£2,170	10.5%
2019	£2,347	£2,844	-17.5%	£2,467	-4.9%	£2,049	14.6%
2018	£2,500	£3,060	-18.3%	£2,663	-6.1%	£2,219	12.7%
2017	£2,300	£3,360	-31.5%	£2,908	-20.9%	£2,424	-5.1%
2016	£2,700	£3,576	-24.5%	£3,056	-11.6%	£2,547	6.0%
2015	£2,748	£2,680	2.5%	£2,373	15.8%	£1,977	39.0%
2014	£2,440	£1,700	43.5%	£1,558	56.6%	£1,333	83.0%
2013	£2,481	£1,640	51.3%	£1,603	54.7%	£1,360	82.4%
2012	£4,040	£2,000	102.0%	£1,836	120.0%	£1,530	164.0%
2011	£2,530	£1,470	72.1%	£1,333	89.8%	£1,111	127.7%
2010	£3,400	£2,500	36.0%	£2,382	42.7%	£2,011	69.0%
2009	£3,100	£2,350	31.9%	£2,125	45.9%	£1,771	75.1%
2008	£2,675	£675	296.3%	£617	333.6%	£523	411.6%

Prices (€/1x75)

Vintage	Market Price	Ex-London	MP to ex-Lon.	Ex-neg.	MP to ex-neg.	Ex-chât.	MP to ex-chât.
2023	€263	€305	-13.9%	€260	1.1%	€215	22.2%
2022	€317	€414	-23.4%	€350	-9.4%	€290	9.3%
2021	€230	€305	-24.5%	€265	-13.2%	€220	4.5%
2020	€240	€295	-18.7%	€260	-7.8%	€210	14.1%
2019	€235	€265	-11.5%	€230	2.0%	€191	22.9%
2018	€250	€290	-13.7%	€252	-0.8%	€210	19.0%
2017	€230	€319	-27.9%	€276	-16.7%	€230	0.0%
2016	€270	€344	-21.5%	€294	-8.2%	€245	10.2%
2015	€275	€285	-3.4%	€252	9.0%	€210	30.9%
2014	€244	€196	24.3%	€180	35.6%	€154	58.4%
2013	€248	€169	47.0%	€165	50.4%	€140	77.2%
2012	€404	€196	106.1%	€180	124.4%	€150	169.3%
2011	€253	€152	66.3%	€138	83.3%	€115	120.0%
2010	€340	€236	44.0%	€225	51.1%	€190	78.9%
2009	€310	€232	33.5%	€210	47.6%	€175	77.1%
2008	€268	€65	314.4%	€59	353.4%	€50	435.0%